



BEMIDJI STATE FOOTBALL

Game notes - Issue 9 - October 24, 2009 - Bemidji State vs. Minnesota Duluth

Beavers host Bulldogs for game with big NSIC North implications Bemidji State looks to shake seven-game losing skid versus defending national champs



Bemidji State BEAVERS

6-2; 5-2 NSIC

IN THE POLLS

nr AFCA
nr d2football.com

2009 LEADERS

Rushing: D. Kroepflin
141 att. / 699 yds / 8TD
Passing: D. Edholm
78-127-5 / 908 yds / 15TD
Receiving: J. Lee
15 rec. / 160 yds / 0TD
Tackles: B. Scheff
25s-27a=52 total



Minnesota Duluth BULLDOGS

7-1; 7-0 NSIC

IN THE POLLS

7 AFCA
6 d2football.com

2009 LEADERS

Rushing: I. Odim
157 att. / 1,278 yds / 19TD
Passing: C. Vogler
72-114-3 / 940 yds / 7TD
Receiving: D. Winfield
29 rec. / 382 yds / 4TD
Tackles: R. Aurich
31s-22a=53 total

SETTING THE SCENE

Date: Saturday, October 24, 2009
Location: Bemidji, Minn.
Kickoff: 1:00 p.m.
Stadium: Chet Anderson Stadium
Stadium Capacity/Surface: 3,500/grass
Local Radio:



Play-by-play: Brian Bissonette
Analyst: Mark Ricci
Sidelines: Kelly Schultz
Internet Audio: www.wmisfm.com/
Local Television: MidContinent Ch. 17 KBSU
Play-by-play: Scott Williams
Analyst: Brett Leach
Web cast: www.northernsun.tv



THE GAME

Today's match up between Bemidji State University (6-2; 5-2 NSIC) and No. 7 University of Minnesota Duluth (7-1; 7-0 NSIC) is as big as any played on the Chet Anderson Stadium turf in recent memory. The billing pits a pair of regionally-ranked opponents in a head-to-head battle with the 2009 NSIC North Division crown up for grabs. The defending NSIC North champion Bulldogs are 4-0 in divisional play this season and ride in on a wave of 17 consecutive league victories. The Beavers on the other hand, look to close out the home portion of their schedule with a victory to move into a tie with UMD atop NSIC North standings.

The game marks the fourth time BSU has met a nationally-ranked opponent in 2009. The Beavers are 2-1 overall and a perfect 2-0 versus the AFCA's top 25 at home this season. After falling to then-ranked No. 10 Minnesota State in overtime on the road in the second game of the season, BSU has knocked off No. 20 Winona State and No. 14 Wayne State.

THE SERIES

In a rivalry that reaches back to the 1931 season, today's contest marks the 49th meeting between the Beavers and Bulldogs. UMD currently holds a commanding 37-10-1 advantage in the series and comes in to the NSIC North battle after pulling victories out of the last seven meetings between the teams. The Beavers are 7-14-1 versus the Bulldogs in games played at Chet Anderson Stadium and seek to defeat UMD for the first time since a 35-26 victory Oct. 23, 1999 at "The Chet."

THE COACHES

Bemidji State: Jeff Tesch is in his 14th season roaming the sidelines at Bemidji State. He has posted an overall record of 89-59 (.601), which includes a 67-44 (.603) mark in NSIC tilts and a 2-7 record versus Minnesota Duluth. In 14 seasons, Tesch has established BSU standards for games coached (148), victories (89), career winning percentage (.601) and conference wins (67). Prior to his tenure at BSU, Tesch, a two-time NSIC Coach of the Year (1999 and 2006), spent 12 years as an assistant at North Dakota, two on the staff of Central Missouri and one season at Montana State.

Minnesota Duluth: Bob Nielson is in his second stint as head coach of the Bulldogs. He served as head coach from 1999-2003 before leaving the coaching ranks to take over as UMD's Director of Athletics. Nielson, the Bulldogs' all-time leader in winning percentage, returned last season to lead Minnesota Duluth to a perfect 15-0 record en route to the school's first football national championship. Nielson earned 2009 NCAA Division II AFCA Coach of the Year honors for his effort. He has built a 60-20-0 record with the Bulldogs and has led them to a pair of NSIC championships and to NCAA Playoff berths in 2002 and 2009. In addition to UMD, his coaching resume includes stops at University of Wisconsin-Eau Claire and Wartburg College. Nielson continues to hold the Athletic Director post at Minnesota Duluth in addition to his coaching duties.

THE PROGRAM

Bemidji State's all-time record is 306-393-24 (.436) dating back to 1926, which includes a 170-243-9 (.412) mark in NSIC play. The Beavers own five conference titles (1947, 50, 57, 59 and 2006) and count the 2006 Mineral Water Bowl as their first post-season appearance. Under the direction of Tesch, BSU has posted winning records in 10 of the last 11 years and have registered seven consecutive winning home campaigns.

2009 SCHEDULE

Aug. 27	Minot (N.D.) State	W, 47-20
Sept. 5	• at (10) Minnesota State	L, 34-37 (ot)
Sept. 12	• (20) Winona State	W, 24-19
Sept. 19	• MSU Moorhead	W, 38-13
Sept. 26	• at Northern State	W, 42-20
Oct. 3	• St. Cloud State	L, 27-38
Oct. 10	• Wayne State (Neb.)	W, 21-10
Oct. 17	• at Minnesota, Crookston	W, 45-6
Oct. 24	• Minnesota Duluth	1:00 p.m.
Oct. 31	• at U-Mary	2:30 p.m.
Nov. 7	• at Concordia	1:00 p.m.

• Northern Sun Intercollegiate Conference contest
All times local

QUICKFACTS

UNIVERSITY INFORMATION

Location:	Bemidji, Minn.
Founded:	1919
Enrollment:	5,020
Conference:	Northern Sun Intercollegiate
Web Site:	www.northernsun.org
Affiliation:	NCAA Division II
Nickname:	Beavers
School Colors:	Green & White
PMS Color:	Green (PMS 3305)
Home Field:	Chet Anderson Stadium
Surface (capacity):	Natural Grass (3,500)
President:	Dr. Jon E. Quistgaard
Athletics Director:	Dr. Rick Goeb
Head Trainer:	Bill Crews
Assistant Trainers:	Corinne Dauksavage & Travis Shock
Trainer Phone:	(218) 755-2769
Equipment Manager:	Vance Balstad
Equipment Phone:	(218) 755-3292
Compliance/SWA:	Sarah Levesque
Athletics Secretary:	Deb Slough
Athletics Phone:	(218) 755-2941

TEAM INFORMATION

2008 Record:	5-6
NSIC Record:	4-6 (t-8th / t-3 North Div.)
Starters Returning:	18 (9 O / 8 D / 1 ST)
Starters Lost:	6 (2 O / 3 D / 1 ST)
Letterwinners Returning:	9 (17 O / 21 D / 1 ST)
Letterwinners Lost:	33 (17 O / 15 D / 1 ST)

PROGRAM HISTORY

First Year of Football:	1926
All-Time Record:	306-393-24 (.436)
NSIC Titles:	5 (1947-50-57-59-2006)
Years in Post-Season Play:	1 (2006)
Mineral Water Bowl	L, 35-27 (Pittsburg St.)

COACHING STAFF

Head Coach	Jeff Tesch
Alma Mater	Moorhead State '78
Office Phone:	(218) 755-2772
e-mail	jtesch@bemidjistate.edu
Record at BSU:	89-59 (14th season)
Career Record:	89-59 (14th season)
Assistants:	
Rich Jahner	Ass't HC/Co-DC/S
Brent Bolte	Co-DC/LB
Eric Medberry	OC/QB
Dr. Ken Traxler	DT
Neil Linhart	WR
Gordie Houg II	RB
Jere Kubuske	DB
Adrian Dunn	DL

ATHLETIC MEDIA RELATIONS

Director:	Brad Folkestad (Bemidji State '01)
Office:	(218) 755-4603
Cell:	(218) 308-1115
e-mail:	bfolkestad@bemidjistate.edu
SID Fax:	(218) 755-3898

Bemidji State Football

2009 NSIC STANDINGS

	Overall			NSIC		
	W	L	Pct	W	L	Pct
Minnesota State	8	0	1.00	7	0	1.00
Minn. Duluth	7	1	.875	7	0	1.00
Augustana	6	2	.750	5	2	.714
►BEMIDJI ST.	6	2	.750	5	2	.714
Wayne St. (Neb.)	6	2	.750	5	2	.714
U-Mary	5	3	.625	5	2	.714
Winona State	5	3	.625	4	3	.571
St. Cloud State	4	4	.500	4	3	.571
SW Minnesota St.	3	5	.375	2	5	.286
Concordia-St. Paul	2	6	.250	2	5	.286
MSU Moorhead	2	6	.250	1	6	.143
Upper Iowa	2	6	.250	1	6	.143
Northern State	1	7	.125	1	6	.143
Minn., Crookston	1	7	.125	0	7	.000

NATIONAL POLLS

	NCAA Regional	AFC	d2football.com	Football Gazette	dopke.com
Augustana	-	nr	nr	-	-
►BEMIDJI ST.	-	RV	nr	-	-
Concordia	-	nr	nr	-	-
U-Mary	-	nr	nr	-	-
MSU Moorhead	-	nr	nr	-	-
Minn. Duluth	-	9	8	-	-
Minn., Crookston	-	nr	nr	-	-
Minn. State	-	6	7	-	-
Northern State	-	nr	nr	-	-
SW Minnesota St.	-	nr	nr	-	-
St. Cloud St.	-	nr	nr	-	-
Upper Iowa	-	nr	nr	-	-
Wayne State	-	24	20	-	-
Winona State	-	nr	nr	-	-

Polls through Oct. 13, 2009

ALL-TIME NSIC VICTORIES

	NSIC Only			
	W	L	T	Pct.
Minnesota Duluth	179	76	5	.696
Augustana	12	5	0	.688
Minnesota State	111	67	8	.616
St. Cloud State	143	94	9	.602
U-Mary (N.D.)	16	10	0	.600
►Michigan Tech	71	53	1	.572
Concordia-St. Paul	49	41	0	.539
Northern State	103	91	3	.533
MSU Moorhead	208	192	9	.521
Winona State	190	216	8	.470
►Minnesota-Morris	99	117	4	.459
Wayne St. (Neb.)	42	48	0	.461
►BEMIDJI STATE	170	243	9	.412
SW Minnesota State	95	172	5	.360
Upper Iowa	8	26	0	.242
Minn.-Crookston	17	64	0	.213

► former NSIC members

THE LINE ON THE LINES

Bemidji State's offensive line may be young, but returning four of five starters from the 2008 line, there is no lack of experience. **Davis Mickelson, Jordan Anderson, Chad Whaley** and **Cory Immerman** each started all 11 games a year ago and have jumped in along with newcomers **Brett DeLange** and **Alonzo Melton** to provide a the push up front to power the BSU running game to an average of 220 yards per game, which is good for second in the NSIC. On the defensive front, BSU returns all three starters from a year ago, including 2008 *Second-Team All-NSIC* **Rob Wills**, who currently ranks fifth on the team with 32 tackles (14-solo), 6.5 tackles for loss a 3.5 sacks and two interceptions with one returned for a touchdown.

SEEING RED ZONE

After a season in which, BSU ventured inside it opponents' 20 yard line 35 times, and scored on 22 occasions (.629 with 20 coming by way of TDs), the Beavers have opened the 2009 season scoring on an NSIC-best 30 of the 31 times (97-percent) they've entered the redzone with 26 of 31 coming by way of TDs (84-percent).

HOME COOKIN'

The Beavers enter this weekend looking to cap the 2009 home season with a victory to button up is eighth consecutive home slate with a record at .500 or better. Already 4-1 at The Chet this season, BSU has won 14 of its last 17 home games. Since Jeff Tesch took the helm of the BSU football program prior to the 1996 season, the Beavers have posted a 48-19 overall record with a 38-13 mark in NSIC play at home. Tesch and the Beavers are riding a wave of seven consecutive winning seasons on their home turf, which includes undefeated home slates in 1998 (4-0), 2000 (5-0) and 2005 (4-0)

CAPITALIZING ON OPPORTUNITIES

In 2008, the Beavers forced 25 turnovers, but didn't always take advantage of those opportunities--BSU failed to record a single point off of a takeaway in its six losses. However, the team has not allowed opportunities to pass them by in 2009 turning nine of its 14 take-a-ways into points, which includes an Oct. 17 games in which it turned three interceptions and turnover on downs into four touchdowns.

BSU IN THE TOP 15

Bemidji State enters this week's contest ranked among NCAA Division II's top 15 in four statistical categories. The Beavers are eighth in the country and second in the NSIC in rushing yards allowed per game (70.2), seventh in total defense, allowing 261.0 yards per game, eighth in net punting (35.6) and 15th in rushing yardage per game (220.4).

KEEPING THE BAR HIGH...

It may just be midway through the 2009 campaign, the Beavers are on pace for one of their most productive scoring campaigns of all time. The team is averaging 34.8 points per game. Only four times in BSU's 83-year history has it scored for a better average over

2009 BEMIDJI STATE VS. MINNESOTA DULUTH: TEAM COMPARISON

BEMIDJI STATE (6-2 / 5-2 NSIC)			
Team Statistics	BSU	OPP	
Points/Gm	34.8	20.4	
First Downs	170	116	
Rush Yds/Gm	220.4	70.2	
Pass Yds/Gm	138.2	190.8	
Total Offense/Gm	358.6	261.0	
Fumbles-Lost	16-2	12-6	
Penalty Yds/Gm	41.1	32.0	
Possession/Gm	34:59	25:01	



MINNESOTA DULUTH (7-1 / 7-0 NSIC)			
Team Statistics	UMD	OPP	
Points/Gm	40.8	10.2	
First Downs	186	102	
Rush Yds/Gm	310.4	61.0	
Pass Yds/Gm	139.9	178.1	
Total Offense/Gm	450.2	239.1	
Fumbles-Lost	9-4	6-4	
Penalty Yds/Gm	44.5	38.1	
Possession/Gm	33:22	26:44	



2009 TEAM RANKINGS

	BSU		UMD	
	NCAA	NSIC	NCAA	NSIC
Offense				
Rushing	15	2	2	1
Passing	128	14	127	13
Total	73	9	13	2
Scoring	120	3	7	1
Pass Effic.	25	7	26	8
Defense				
Rushing	8	2	3	1
Passing	58	7	40	1
Total	7	2	3	1
Scoring	35	5	13	2
Pass Effic.	79	6	15	2
Turnovers	32	5	13	2
Special Teams				
Punting	8	1	92	8
Punt Returns	112	13	66	6
Kick Returns	132	11	27	2

AFCA TOP 25 / COACHES POLL

Oct. 19, 2009 Poll No. 9		
Rk	School	Record
1.	North Alabama (25)	8-0
2.	Central Washington	8-0
3.	Bloomsburg (Pa.)	8-0
4.	Northwest Missouri St.	7-1
5.	Minnesota State	8-0
6.	Grand Valley St. (Mich.)	7-1
7.	Minnesota Duluth	7-1
8.	Albany St. (Ga.)	7-0
9.	Abilene Christian (Texas)	7-1
10.	Charleston (W.Va.)	8-0
11.	Tarleton St. (Texas)	7-1
12.	Missouri Western St.	7-1
13.	Nebraska-Kearney	7-1
14.	Texas A&M-Kingsville	7-1
15.	North Carolina-Pembroke	6-1
16.	Washburn (Kan.)	6-2
17.	Midwestern St. (Texas)	6-2
18.	West Liberty (W.Va.)	7-1
19.	Tuskegee (Ala.)	5-2
20.	Carson-Newman (Tenn.)	6-2
21.	Central Missouri	6-2
22.	Wayne St. (Neb.)	6-2
23.	Edinboro (Pa.)	6-2
24.	California (Pa.)	6-2
25.	Hillsdale (Mich.)	6-2

Dropped Out: Findlay (Ohio) (18), Northern Michigan (23).

Others Receiving Votes: Findlay (Ohio), 43; Saginaw Valley St. (Mich.), 36; Angelo St. (Texas), 33; Bentley (Mass.), 28; Wayne St. (Mich.), 20; Colorado School of Mines, 9; Shippensburg (Pa.), 8; Northern Michigan, 6; Bowie St. (Md.), 3; Shaw (N.C.), 2; Wingate (N.C.), 2; Valdosta St. (Ga.), 1.

d2football.com TOP 25

Oct. 20, 2009 Poll No. 8		
Rk	School	Record
1	North Alabama	8-0
2	Central Washington	8-0
3	Bloomsburg	8-0
4	Northwest Missouri	7-1
5	Minnesota State	8-0
6	Minnesota Duluth	7-1
7	Grand Valley	7-1
8	Albany State	7-0
9	Abilene Christian	7-1
10	Charleston	8-0
11	Nebraska-Kearney	7-1
12	Missouri Western	7-1
13	Tarleton State	7-1
14	Texas A&M-Kingsville	7-1
15	Carson-Newman	6-2
16	Saginaw Valley	6-2
17	Wayne State (Neb.)	6-2
18	California	6-2
19	Washburn	6-2
20	Tuskegee	5-2
21	Central Missouri	6-2
22	UNC Pembroke	6-1
23	Midwestern State	6-2
24	Hillsdale	6-2
25	West Liberty	7-1

* 2009 opponents in bold

Bemidji State Football

BSU'S RECORD WHEN...

	2009	Since '99
Overall...	6-2	79-42
...at home	4-1	41-13
...away	2-1	32-26
...neutral site	0-0	6-4

BSU scores 1st	5-2	56-12
Opp scores 1st	1-0	22-27

Leading after 1st	2-0	48-3
Trailing after 1st	1-2	11-27
Tied after 1st	2-0	19-9

Leading at half	4-0	66-4
Trailing at half	1-2	9-30
Tied at half	0-0	4-5

Leading after 3rd	5-1	66-7
Trailing after 3rd	1-1	8-32
Tied after 3rd	0-0	5-0

Biggest Halftime Lead	21	49
Biggest Halftime Deficit	8	34

Rushing for < 100 yds	0-0	4-15
Allowing < 100 rush yds	5-1	37-8
Rushing for 200+ yds	5-1	40-2
Allowing 200+ rush yds	0-0	8-20
Passing for 200+ yds	0-1	39-19
Allowing 200+ pass yds	1-2	29-24
400-499 yds of total offense	2-0	31-8
500+ yds of total offense	0-0	12-2
allowing 400+ yards	0-1	13-20

Shutouts	0-0	6-0
Scoring ≤ 7 points	0-0	0-5
Scoring 8-19 points	0-0	3-9
Scoring 20-29 points	2-1	25-18
Scoring 30-39 points	1-1	17-4
Scoring 40-49 points	3-0	23-2
Scoring 50+ points	0-0	10-0

Allowing ≤ 7 points	1-0	22-0
Allowing 8-19 points	3-0	27-3
Allowing 20-29 points	2-0	21-8
Allowing 30-39 points	0-2	7-15
Allowing 40-49 points	0-0	2-11
Allowing 50+ points	0-0	1-3

Decided by ≤ 3 points	0-0	10-3
Decided by 4-7 points	1-1	7-9
Decided by 8-14 points	1-1	20-8
Decided by 15-20 points	0-0	5-9
Decided by > 21 points	4-0	36-9

More turnovers than opp.	1-1	16-25
Fewer turnovers than opp.	2-1	48-10
Turnovers even	3-0	15-3

Leading in penalty yards	3-1	47-10
Trailing in penalty yards	2-1	30-29
Penalty yards even	1-0	1-0

Leading in time of poss.	5-2	48-15
Trailing in time of poss.	1-0	31-24

Leading in 1st downs	5-1	55-12
Trailing in 1st downs	1-1	17-26
First downs even	0-0	7-1

the course of a season. The 2004 team currently holds the BSU single-season scoring mark after putting up 422 points in 11 games for a 38.4 points per game average. With 278 points this season, BSU has already surpassed its 2008 season total of 228 and piled up more points in seven games than it did in 30 complete seasons since 1970.

BSU'S TOP SCORING SEASONS

Season	Games	Average	Points
2004	11	38.4	422
2001	11	37.7	415
1958	8	35.6	285
2005	10	35.3	353
2009	7	34.8	278

SCORING STREAK STRETCHED TO 129

With 45 points versus Minnesota, Crookston Oct. 17, the Beavers have now scored in 129 consecutive games. The last time BSU was held without a single point was Nov. 8, 1997 when Minnesota Duluth defeated BSU 41-0.

RUNNING FOR YOUR LIFE...

In 2009, 21 of BSU's 31 offensive touchdowns have come on the ground (68-percent) marking the first time since the 2004 season that the Beavers have rushed for more touchdowns than they passed. The last time BSU's offensive attack was even remotely this run-heavy dates back to the 1995 season, during which the Beavers rushed for 13 touchdowns, while passing for just five (72.2-percent) in 10 games.

I'LL TAKE 2 IN THE PICK SIX

The Beavers have intercepted six passes this season and two have been returned the distance for a touchdown.

Since 1985, only four BSU teams have turned more interceptions into touchdowns. In 2003, the team picked off 23 passes and returned four for scores, while in 1996, 2005, 2006 three TDs were the result of INTs.

THE 100-YARD DASH

Dustin Kroeplin carried the ball 22 times for a career-high 127 yards Oct. 17. It marked the second consecutive game he has eclipsed the 100-yard mark and the fourth time this season. The Beavers have not had a player rush for three straight 100-yard games since Tyler Olson did it to open the 2004 campaign.

BALL HOGS

This season Bemidji State has dominated time of possession in each of its eight games. In 480 minutes of play, the Beavers have had the ball in their possession for 286:59--that leaves just 193:01 for their opponents. On average BSU has held the ball for 34:59 per game to lead the NSIC, which includes a ridiculous 44:06 of possession Oct. 10 versus Wayne State (Neb.).

KEEP 'EM UNDER 100

The Bemidji State defense has been hard on opposing rushing attacks this season. Despite allowing 114 yards versus Minnesota State, the Beavers have managed to keep their opponents to an average of just 70.2 yards per game to rank eighth in all of NCAA Division II. In games that BSU has stymied their opposition to 100 or fewer yards on the ground, the Beavers are 6-1 with their only loss coming Oct. 3 despite holding St. Cloud State to a meager 49 yards rushing. Since 1999 BSU is 38-8 when allowing fewer than 100 rushing yards.

BEAVERS VERSUS RANKED OPPONENTS

In 2009 BSU has already faced three nationally-ranked opponents marking the first time the Beavers have battled four of the American Football Coaches Association's (AFCA) top 25 teams in the same season.

Bemidji State is 2-1 versus ranked opponents in 2009 dropping Winona State Oct. 12, then-ranked 20th and earning a 21-10 victory versus No. 14 Wayne State (Neb.) Oct. 10. The Beavers also battled No. 10 Minnesota State to overtime Sept. 5 before falling to the Mavericks 37-34.

EDHOLM CLIMBS BSU TD PASS LIST

With a career-best five touchdown passes Oct. 17, **Derek Edholm** surpassed Corey Wardrope (2006-07) to claim the No. 5 spot in the Beavers' all-time touchdown passes list. He currently sits three scoring strikes behind Ben Morie (35/1998-99) with 32 career TDs.

WE'RE GOIN' STREAKIN'

Derek Edholm has thrown for 15 touchdowns this season and enters this weekend's contest having thrown at least one TD in each of the Beavers' last six games. One of his favorite targets, tight end **Brian Leonhardt**, not has a touchdown catch in each of BSU's last four games including a career-best three TD day Oct. 17.

BSU ATHLETIC MEDIA RELATIONS

1500 Birchmont Drive NE #29
Bemidji, MN 56601
phone (218) 755-4603
fax (218) 755-3898
web www.bemidjistate.edu/athletics
Brad Folkestad, Director / Football contact
cell (218) 308-1115
e-mail bfolkstad@bemidjistate.edu

Internet Services

Bemidji State provides extensive Internet information resources for those covering BSU football and its 16 other athletics programs.

The BSU athletics web site contains schedules, rosters, updated statistics and some historical information from previous seasons. Print-quality photos of BSU players and coaches are also available for download.

Official BSU athletics web site:

- <http://www.bemidjistate.edu/athletics>
- Additionally, information on Bemidji State football is available on other reputable web sites which cover college football:
- <http://www.northernsun.org>
- <http://www.d2football.com>

Weekly Game Notes

Bemidji State's weekly game-notes package is completed and made available on-line **Tuesday afternoons** during the season, following the release of national statistical leaders by the NCAA. BSU's game notes are in Adobe PDF format and will be distributed via *electronic means only* (e-mail or web). Due to the size of the release, fax distribution will be **by request only**.

Please contact the BSU Office of Athletic Media Relations if you wish to be added to the BSU football e-mail distribution list.

Game-Day Services

Gameday packages containing programs, flip-cards with rosters and officials for the game, notes (for both teams when available) and other information will be available in the press box prior to all home contests.

Final statistics include a scoring summary, team stats, individual offensive and defensive stats, drive charts and a play-by-play with by-quarter stats. Game notes and quotes from coaches and selected players will also be available. Telephone, copier and fax services are available on a first-come, first-served basis.

Credentials / Pass List

Season credentials will be issued to all media covering the Beavers on a regular basis.

For single-game passes and credentials, contact the BSU Office of Athletic Media Relations no less than 24 hours before the scheduled starting time of the event. Credential requests must be submitted via fax on official letterhead. Credentials will be issued only to representatives of an accredited media outlet who will be working in an official capacity to cover a BSU event. No credentials will be issued to friends, spouses, children or family members. **Credentials remain the property of Bemidji State University and may be revoked at any time.**

Interview Policies

All player interviews outside of post-game and practice time must be arranged through the BSU Office of Athletic Media Relations. For interviews with coaches, contact the athletic media relations office at (218) 755-4603. By NCAA rule, no player interviews will be available on gameday until the conclusion of that day's contest.

Bemidji State Football

BY THE NUMBERS

Jeff Tesch vs...

Northern Sun Intercollegiate Conference

Concordia-St. Paul	5-5
Mary (N.D.)	1-1
Minnesota, Crookston	11-1
MSU Moorhead	10-4
Northern State (S.D.)	10-4
Southwest Minnesota State	11-2
St. Cloud State (new member)	0-2
Upper Iowa	2-0
Wayne State (Neb.)	7-4
Winona State	2-10
Minnesota Duluth	2-7
Minnesota State (new member)	0-2
Minnesota-Morris (former member)	6-2
TOTAL	67-44

Jeff Tesch vs...

Non-Conference Opponents

Chadron (Neb.) State	0-2
Mary (N.D.)	0-1
Mayville (N.D.) State	1-0
Minnesota Duluth	0-2
Minot (N.D.) State	10-1
Minnesota State	3-1
Pittsburg (Kan.) State	0-1
St. John's (Minn.)	1-1
St. Thomas (Minn.)	4-0
Wis.-River Falls	3-1
Wis.-Stout	0-2
Wis.-Stevens Point	0-3
TOTAL	22-15

Milestone Victories

1	Minn.-Morris	19-15	10/19/96
10	Southwest State	28-18	11/7/98
25	Minn.-Morris	70-0	10/28/00
30 ^a	Northern State	47-46 ^a	9/29/01
50	Wis.-River Falls	58-14	9/18/04
53 ^b	Minn., Crookston	28-20	10/16/04
60	Minn., Crookston	40-14	10/15/05
70	Concordia-St. Paul	27-7	11/4/06
80	Northern State	31-20	9/27/08

a- fastest BSU head coach to 30 wins
b- BSU career record

Games Coached

1	St. John's (Minn.)	2-20	9/7/96
25	Winona State	19-38	10/3/98
50	Minn.-Morris	70-0	10/28/00
75	Minnesota State	12-10	8/28/03
100	Concordia-St. Paul	48-55 ^a	9/24/05
112 ^a	Mary	21-27	10/7/06
125	Wayne State	21-24	10/13/07

a- BSU career record

By the Numbers

Seasons Coached	14
Games Coached	148
Career Record	89-59
NSIC Record	67-44
Non-Conference Record	22-15
Home Record	48-19
Winning Seasons	10
Eight-Win Seasons	4
Highest NSIC finish	1st (2006)
NSIC Coach of the Year	1998, 2006
First-Team All-NSIC Players	38
Total All-NSIC Selections	130
NSIC Offensive Player of the Year	1
NSIC Defensive Players of the Year	1
NSIC Glen Galligan Award winners	2
All-Region Selections	19
All-America Selections	4
Academic All-District V Selections	5
Academic All-America Selections	1
NFF Hampshire Honor Society Selections	4

JEFF TESCH | Head Coach

- ▶ Moorhead State (Minn.) '78
- ▶ 14th season at Bemidji State
- ▶ 89-59 (.601) overall record
- ▶ BSU career leader in coaching victories
- ▶ 1998 & 2006 NSIC Coach of the Year

It begins in early October with the turning of the fall leaves. Students, proud alumni and families from surrounding communities file into a small, picturesque stadium on the shore of Lake Bemidji with fevered expectations for the battles to come. Through the autumn combat, those watchful souls have been blessed to witness an unprecedented era of success. All-America honorees. School records falling by the wayside with an almost dazzling regularity. A stadium where victories occurred with the frequency of a bigfoot sighting just a few short years ago now hosts men with annual dreams of championship and glory.

It's an era of success and excitement that once might have seemed akin to the Christmas fantasies of youth. But under the masterful guidance of 14th-year head coach Jeff Tesch, the Bemidji State football program has undergone a remarkable metamorphosis and gone from annual doormat to title contender.

Tesch has posted a 89-59 record at BSU and led the Beavers to a school-record streak of 10 consecutive winning seasons from 1998-2007. During that historic streak he posted four of the five eight-win seasons for a program now in its 84th season of competition. He is the only coach in Bemidji State history to oversee back-to-back eight-win seasons, and his 2000 and 2006 teams set matching school records of nine wins.

Tesch's success at BSU has been remarkable. Upon being named BSU's 15th field general in May 1996, he inherited a program which had won just 16 games in its previous eight seasons, suffering losing streaks of nine, 11 and 18 games in that time. Today, his 89 wins represent more than 29-percent of the program's all-time victories. He has averaged six wins a season at a program which in 70 years prior to his arrival averaged barely three victories each fall. In fact, Tesch's 89 wins in 14 years surpasses the number of victories garnered by the Bemidji State program in the 31 full seasons prior to his arrival — 88.

Tesch has further cemented his legendary status by becoming Bemidji State's all-time leader in coaching victories. He posted his 53rd win at BSU with a 28-20 victory over Minnesota Crookston on Oct. 16, 2004, moving him past H. "Jolly" Erickson, who won 52 games during a 17-year career at BSU from 1938-54.

Tesch's growing list of achievements at Bemidji State has him amongst the Northern Sun Intercollegiate Conference's coaching deans as well. A two-time NSIC Coach of the Year now in his 13th season at the Bemidji State helm, Tesch is the second-longest tenured coach in the conference, trailing only Winona State's Tom Sawyer who enters his 15th year with the Warriors.

Before taking over at BSU, Tesch spent 11 years as an assistant for annual NCAA Division II playoff contender North Dakota. There, he assumed assistant head coaching duties in 1995. The Fighting Sioux captured at least a share of the North Central Conference championship three consecutive seasons before Tesch's departure in 1996. In addition to coaching duties, Tesch helped the Sioux achieve a 92 percent graduation rate while serving as academic advisor.

Prior to his UND appointment, Tesch spent one year as an assistant at Montana State, followed by a two-year stint as offensive coordinator at Central Missouri State.

A graduate of Moorhead State (Minn.) University who was a free-agent signee with the Atlanta Falcons, Tesch was inducted into the MSU Hall of Fame in the spring of 1998. In 1977, Tesch was the NCAA Division II receiving champion and still holds Dragon single-game and single-season records for receptions.

In 29 years of coaching, Tesch has produced 12 All-America selections and five NFL draft picks.

Jeff and his wife Susan have two children — daughter Tara and son Vincent.



COACHING PROFILE

As an Assistant Coach

1981	North Dakota	offensive line
1982	North Dakota	offensive line
1983	Montana State	offensive line
1984	Central Missouri St.	OL / OC
1985	Central Missouri St.	OL / OC
1986	North Dakota	OL / Ass't HC
1987	North Dakota	OL / Ass't HC
1988	North Dakota	OL / Ass't HC
1989	North Dakota	OL / Ass't HC
1990	North Dakota	OL / Ass't HC
1991	North Dakota	OL / Ass't HC
1992	North Dakota	OL / Ass't HC
1993	North Dakota	OL / Ass't HC
1994	North Dakota	OL / Ass't HC
1995	North Dakota	OL / Ass't HC

As a Head Coach

		NSIC	Fin
1996	Bemidji State	2-8	1-5 6th
1997	Bemidji State	2-8	1-5 16th
1998	Bemidji State	6-4	4-2 3rd
1999	Bemidji State	8-3	6-2 t2nd
2000	Bemidji State	9-2	6-2 2nd
2001	Bemidji State	7-4	5-4 4th
2002	Bemidji State	6-5	6-3 4th
2003	Bemidji State	7-4	5-3 4th
2004	Bemidji State	8-3	5-2 3rd
2005	Bemidji State	7-3	4-3 14th
2006	Bemidji State	9-3	8-0 1st
2007	Bemidji State	7-4	6-3 4th
2008	Bemidji State	5-6	4-6 18/13
2009	Bemidji State	6-2	5-2
Total		89-59	.601
vs NSIC		67-44	.603

BSU Records

Seasons Coached

17	H.J. Erickson.....	1938-'54
14	Jeff Tesch	1996-pres.
10	C.A. Anderson.....	1955-'60/1962-'65
7	John Peterson.....	1982-'88
7	Kris Diaz.....	1989-'95

Games Coached

148	Jeff Tesch	1996-pres.
111	H.J. Erickson.....	1938-'54
82	C.A. Anderson.....	1955-'60/1962-'65
73	John Peterson.....	1982-'88

Coaching Victories

89	Jeff Tesch	1996-pres.
53	H.J. Erickson.....	1938-'54
43	C.A. Anderson.....	1955-'60/1962-'65
30	John Peterson.....	1982-'88

Winning Percentage

.601	Jeff Tesch	1996-pres.
.555	C.A. Anderson.....	1955-'60/1962-'65
.491	H.J. Erickson.....	1938-'54
.432	John Peterson.....	1982-'88

Conference Victories

67	Jeff Tesch	1996-pres.
25	H.J. Erickson.....	1938-'54
25	C.A. Anderson.....	1955-'60/1962-'65
13	John Peterson.....	1982-'88
9	three coaches	

Bemidji State Football

ALPHABETICAL ROSTER

No.	NAME	POS	HT	WT	YR/ELIG	HOMETOWN (PREVIOUS SCHOOL)
74	Tyler Abrahamson	OL	6-6	274	Fr-HS	New Brighton, Minn. (Irondale HS)
11	Cameron Abram	WR	5-9	190	So-1L	Brooklyn Park, Minn. (Osseo HS)
48	Brad Albano	DL	6-1	252	Sr-1L	Farmington, Minn. (N.D. State College of Science)
24	Jake Anderson	ILB	6-2	250	Sr-3L	Karlstad, Minn. (Tri-County HS)
73	Jordan Anderson	OL	6-2	310	So-1L	Newfolden, Minn. (Marshall County Central HS)
29	Chris Bellinger	S	5-9	191	Fr-HS	Canton, Ohio (Sequoyah HS)
50	Matt Benge	LB	6-1	192	Fr-HS	Lakeville, Minn. (Lakeville South HS)
4	Adam Berg	WR	6-2	193	Jr-2L	Cambridge, Minn. (Cambridge-Isanti HS)
96	Josh Beste	DL	6-1	256	So-1L	East Grand Forks, Minn. (East Grand Forks HS)
83	Carris Bible	TE	6-1	208	Fr-HS	Somerset, Wis. (Somerset HS)
72	Nick Bliss	LB	6-2	189	Fr-HS	Mora, Minn. (Mora HS)
49	Jason Bromm	LB	6-0	216	Fr-HS	South Barrington, Ill. (Barrington HS)
23a	Issac Carlson	S	5-9	185	Fr-HS	Fergus Falls, Minn. (Fergus Falls HS)
28	Tyler Chappell	WR	5-11	190	Sr-1L	Kenai, Alaska (Kenai Central HS)
19	Dan Christensen	OLB	6-1	221	Fr-RS	Orland Park, Ill. (Amos Alonzo Stagg HS)
4a	Dareius Copeland	CB	5-7	172	Fr-HS	Atlanta, Ga. (Temple HS)
45	Cory Crosby	ILB	6-0	225	Fr-RS	Cold Spring, Minn. (Rocori HS)
41	Marco Custodio	CB	5-9	185	Fr-HS	Springhill, Fla. (River Ridge HS)
38	Troy Dale	FB	6-0	246	Fr-RS	Portland, N.D. (May-Port CG HS)
63	Brett DeLange	OL	6-1	278	Fr-RS	Plainfield, Ill. (Plainfield Central HS)
24a	Nolan Dokken	CB	5-8	163	Fr-HS	Cloquet, Minn. (Cloquet HS)
52	Allan Dostal	S	5-11	190	Fr-HS	Badger, Minn. (Badger HS)
22	Averey Duncan	WR	6-1	176	Fr-HS	St. Paul, Minn. (Saint Bernard's School)
46	Andrew Eagan	ILB	6-3	242	Jr-2L	Sauk Village, Ill. (Marian Catholic HS)
8	Derek Edholm	QB	6-1	185	Jr-2L	Ramsey, Minn. (Anoka HS)
23	Michael Ellison	CB	5-7	175	Sr-3L	Columbus, Ohio (Walnut Ridge / Ohio Univ.)
56	Jake Elzy	DL	6-0	248	Fr-HS	Lindstrom, Minn. (Chicago Lakes Area HS)
67	Jared Erickson	OL	6-2	256	Fr-HS	Brainerd, Minn. (Brainerd HS)
53	Dillon Fogarty	LB	5-10	177	Fr-HS	Belle Plaine, Minn. (Belle Plaine HS)
51	Oliver Forward	OLB	6-0	268	Jr-TR	Houston, Texas
38	Korey Fry	S	6-0	211	Jr-TR	Detroit, Mich. (Oak Park HS)
80	Matt Gandrud	WR	6-2	200	Fr-RS	Elk River, Minn. (Elk River HS)
59	Timothy Gleason	LB	5-11	226	Fr-RS	Soldotna, Alaska (Soldotna HS)
12a	Alex Hass	QB	6-0	181	Fr-HS	Milaca, Minn. (Milaca HS)
25a	Matt Heath	CB	5-9	161	Fr-HS	Eau Claire, Wis. (Eau Claire North HS)
25	Brad Hemling	RB	5-11	195	Fr-RS	Richland Center, Wis. (Richland Center HS)
10	Jody Henningson	WR	6-0	192	So-1L	North Aurora, Ill. (Kaneland HS)
28a	Anthony Hermes	S	6-0	179	Fr-HS	Buffalo, Minn. (Buffalo HS)
48a	Charles Hermes	WR	6-0	176	Fr-HS	Buffalo, Minn. (Buffalo HS)
21	Charles Hrdlicka	CB	5-9	170	Fr-RS	Frazee, Minn. (Menahga HS)
65	Cory Immerman	OL	6-0	294	So-1L	Becker, Minn. (Becker HS)
44a	Gary Isaacson	RB	6-0	183	Fr-HS	Tripoli, Wis. (Prentice HS)
6	Sid Johnson	CB	5-7	170	Jr-2L	Fairbanks, Alaska (Lathrop HS)
13	Jordan Johnson	CB	5-10	188	Fr-HS	Mora, Minn. (Mora HS)
42	Joe Johnsrud	FB	5-11	216	Fr-RS	Kelliher, Minn. (Kelliher HS)
33	Jake Kelly	S	5-10	188	Fr-RS	Alpharette, Ga. (Chattahoochee HS)
15	Luke Knutson	OLB	6-0	217	So-1L	Bagley, Minn. (Bagley HS)
76	Bruce Koepf	OL	6-1	280	Fr-HS	Belle Plaine, Minn. (Belle Plaine HS)
27a	Brent Kondziolka	RB	6-0	190	Fr-HS	Orland, Ill. (Carl Sandburg HS)
43	Dustin Kroepflin	RB	5-11	214	Fr-RS	Withee, Wis. (Owen-Withee HS)
93	Jordan Lardinois	DL	6-3	253	Jr-2L	New Franken, Wis. (Notre Dame Academy)
87	Anthony LaVoy	DL	6-3	254	Fr-HS	Mahnomen, Minn. (Mahnomen HS)
97	Garrett Lee	DL	6-3	235	Fr-RS	Otsego, Minn. (Rogers HS)
7	Justin Lee	WR	5-8	187	Fr-RS	Elgin, Ill. (Central HS)
88	Brian Leonhardt	TE	6-5	240	Fr-RS	Blaine, Minn. (Spring Lake Park HS)
79	Alexander Lutton	OL	6-3	303	Fr-HS	Anchorage, Alaska (Diamond HS)
18	Luke Mattson	WR	6-3	175	Fr-RS	Eagan, Minn. (Eagan HS)
37a	Colin McKenzie	S	5-11	188	Fr-HS	Wauconda, Ill. (Wauconda HS)

NUMERICAL ROSTER

NO	NAME	POS	EXP
1	Pat Pitman	DL	Sr-3L
2	Lance Rongstad	QB	Fr-RS
3	Brandon Miles	RB	Jr-2L
4	Adam Berg	WR	Jr-2L
4a	Dareius Copeland	CB	Fr-HS
5	Dusty Sluzewicz	S	So-1L
6	Sid Johnson	CB	Jr-2L
7	Justin Lee	WR	Fr-RS
8	Derek Edholm	QB	Jr-2L
9	Andrew Schultz	WR	Jr-2L
10	Jody Henningson	WR	So-1L
11	Cameron Abram	WR	So-1L
12	Zach Wold	S	So-1L
12a	Alex Hass	QB	Fr-HS
13	Jordan Johnson	CB	Fr-HS
14	Beau Wakefield	WR	Fr-RS
15	Luke Knutson	OLB	So-1L
16	Larry Miller	QB	Fr-HS
17	Jake Schmidt	S	So-1L
18	Luke Mattson	WR	Fr-RS
19	Dan Christensen	OLB	Fr-RS
20	Blake Sczepansky	RB	So-TR
21	Charles Hrdlicka	CB	Fr-RS
22	Averey Duncan	WR	Fr-HS
23	"Tiger" Ellison	CB	Sr-3L
23a	Isaac Carlson	S	Fr-HS
24	Jake Anderson	ILB	Sr-3L
24a	Nolan Dokken	CB	Fr-HS
25	Brad Hemling	RB	Fr-RS
25a	Matt Heath	CB	Fr-HS
26	Anthony Ragsdale	S	Jr-TR
27	Aaron Roland	S	Jr-2L
27a	Brent Kondziolka	RB	Fr-HS
28	Tyler Chappell	WR	Sr-1L
28a	Anthony Hermes	S	Fr-HS
29	Chris Bellinger	S	Fr-HS
30	Eurise Watson	RB	Sr-2L
30a	Blayze Peterson	WR	Fr-HS
31	Nate Solors	K/P	So-1L
32	Brody Scheff	S	So-1L
33	Jake Kelly	S	Fr-RS
33a	Broc Skaar	K	Fr-HS
34	George Percak-Dennett	LB	So-1L
35	Alex Mock	LB	So-1L
36	Christian Metz	WR	Fr-HS
37	Alvandrick Womack	RB	Fr-HS
37a	Colin McKenzie	S	Fr-HS
38	Troy Dale	FB	Fr-RS
39	Jesse Sundby	K/P	So-1L
40	Buckley Wright	LB	Fr-HS
41	Marco Custodio	CB	Fr-HS
42	Joe Johnsrud	FB	Fr-RS
42a	Mike Swedlund	S	Fr-HS
43	Dustin Kroepflin	LB	Fr-RS
44	Gary Miller	ILB	Sr-1L

Bemidji State Football

NUMERICAL ROSTER

NO	NAME	POS	EXP
44a	Gary Isaacson	RB	Fr-HS
45	Cory Crosby	ILB	Fr-RS
46	Andrew Eagan	ILB	Jr-2L
47	Collin Stoffel	LB	Fr-HS
48	Brad Albano	DL	Sr-1L
48a	Charles Hermes	WR	Fr-HS
49	Jason Bromm	LB	Fr-HS
50	Matt Benge	LB	Fr-HS
51	Oliver Forward	OLB	Jr-TR
52	Allan Dostal	S	Fr-HS
53	Dillon Fogarty	LB	Fr-HS
55	Bryce Nelson	OL	Fr-HS
56	Jake Elzy	DL	Fr-HS
57	Matthew Shaver	DL	Fr-HS
58	Alonzo Melton	OL	Fr-RS
59	Timo Gleason	ILB	Fr-RS
60	Cody Stamper	DL	Fr-RS
61	Jonathan Miller	OL	Fr-RS
62	Lyndell Tulimasealii	OL	Fr-HS
63	Brett DeLange	OL	Fr-RS
64	Jordan Oien	OL	Fr-HS
65	Cory Immerman	OL	So-1L
66	Steve Pappas	OL	So-1L
67	Jared Erickson	OL	Fr-HS
68	Davis Mickelson	OL	So-1L
69	Chad Whaley	OL	Jr-2L
71	Chris Parrish	OL	Jr-2L
72	Nick Bliss	LB	Fr-HS
73	Jordan Anderson	OL	So-1L
74	Tyler Abrahamson	OL	Fr-HS
76	Bruce Koepp	OL	Fr-HS
77	Papapa Nicholas-Silvira	OL	Fr-TR
79	Alexander Lutton	OL	Fr-HS
80	Matt Gandrud	WR	Fr-RS
81	Ryan Olds	OLB	Fr-HS
82	Myles Swenson	WR	Fr-HS
83	Carris Bible	TE	Fr-HS
84	Gary Young	DL	Fr-HS
85	Jake Safstrom	DL	Fr-HS
86	Tim Orr	TE	Fr-HS
87	Anthony LaVoy	DL	Fr-HS
88	Jordan Leonhardt	TE	Fr-RS
89	James Plain	WR	Fr-HS
90	Rob Wills	DE	Jr-2L
92	Jake Zimmerman	DE	Fr-RS
93	Jordan Lardinois	DE	Jr-2L
95	Bryan Wick	DL	Sr-3L
96	Josh Beste	DL	So-1L
97	Garrett Lee	DL	Fr-RS
98	Bryan Syrstad	DL	Fr-RS
99	Kyle McMartin	DL	Sr-3L

ALPHABETICAL ROSTER

No.	NAME	POS	HT	WT	YR/ELIG	HOMETOWN (PREVIOUS SCHOOL)
99	Kyle McMartin	DL	6-3	258	Sr-3L	Osceola, Wis. (Osceola HS)
58	Alonzo Melton	OL	6-4	280	Fr-RS	Minneapolis, Minn. (Patrick Henry HS)
36	Christian Metz	WR	5-10	185	Fr-HS	Cambridge, Minn. (Cambridge-Isanti HS)
68	Davis Mickelson	OL	6-5	300	So-1L	Elbow Lake, Minn. (Ashby HS)
3	Brandon Miles	RB	5-10	195	Jr-2L	Kenai, Alaska (Kenai Central HS)
44	Gary Miller	ILB	6-0	223	Sr-1L	Ukiah, Calif. (Mendocino CC)
61	Jonathan Miller	OL	6-2	300	Fr-RS	Bemidji, Minn. (Bemidji HS)
16	Larry Miller	QB	5-10	172	Fr-HS	Dallas, Texas (Duncanville HS)
35	Alex Mock	LB	5-10	213	So-1L	Williston, N.D. (Williston HS)
55	Bryce Nelson	OL	5-11	264	Fr-HS	Inver Grove Heights, Minn. (Simley HS)
77	Papapa Nicholas-Silvira	OL	6-3	320	Fr-TR	Kenai, Alaska (Oregon State)
64	Jordan Oien	OL	6-3	300	Fr-HS	Clearbrook, Minn. (Clearbrook-Gonvick HS)
81	Ryan Olds	OLB	6-2	203	Fr-HS	Hibbing, Minn. (Hibbing HS)
86	Tim Orr	TE	6-4	223	Fr-HS	Wasilla, Alaska (Wasilla HS)
66	Steve Pappas	OL	6-2	275	So-1L	Appleton, Wis. (Appleton East HS)
71	Chris Parrish	OL	6-0	311	Jr-2L	Grand Forks, N.D. (Central HS)
34	George Percak-Dennett	LB	6-2	227	So-1L	Wasilla, Alaska (Wasilla HS)
30a	Blayze Peterson	WR	5-10	179	Fr-HS	Owatonna, Minn. (Owatonna HS)
1	Pat Pitman	DL	6-0	239	Sr-3L	Billings, Mont. (Skyview HS)
89	James Plain	WR	6-2	183	Fr-HS	Wyoming, Minn. (Forest Lake HS)
26	Anthony Ragsdale	S	5-10	195	Jr-TR	Bremerton, Wash. (Chabot (Calif.) College)
27	Aaron Roland	S	6-0	192	Jr-2L	Wahpeton, N.D. (Wahpeton HS)
2	Lance Rongstad	QB	6-3	197	Fr-RS	Eleva, Wis. (Eleva-Strum Central HS)
85	Jake Safstrom	DL	6-2	224	Fr-HS	Grafton, Wis. (Grafton HS)
32	Brody Scheff	S	6-0	192	So-1L	Waconia, Minn. (Waconia HS)
17	Jake Schmidt	S	6-0	184	So-1L	Frederic, Wis. (Frederic HS)
9	Andrew Schultz	WR	6-2	198	Jr-2L	Grand Forks, N.D. (Central HS)
57	Matthew Shaver	DL	6-1	280	Fr-HS	St. Cloud, Minn. (Apollo HS)
33a	Broc Skaar	K	6-0	203	Fr-HS	Cheyenne, Wyo. (Manchester HS)
5	Dusty Sluzewicz	S	5-10	210	So-1L	Homer Glen, Ill. (Lockport HS)
31	Nate Solors	K/P	5-8	233	So-1L	Elk River, Minn. (Elk River HS)
60	Cody Stamper	DL	6-0	221	Fr-HS	Brooklyn Park, Minn. (Mora HS)
47	Collin Stoffel	LB	5-11	218	Fr-HS	Surprise, Ariz. (Willow Canyon HS)
39	Jesse Sundby	K/P	5-8	208	So-1L	Argyle, Minn. (Stephen-Argyle Central HS)
42a	Mike Swedlund	S	5-11	180	Fr-HS	Hoffman Estates, Ill. (Hoffman Estates HS)
82	Miles Swenson	WR	6-1	186	Fr-HS	Milaca, Minn. (Milaca HS)
98	Bryan Syrstad	DL	6-1	248	Fr-RS	Thompson, N.D. (Thompson HS)
20	Blake Sczepansky	RB	6-0	218	So-TR	Stephen, Minn. (North Dakota State)
62	Lyndell Tulimasealii	OL	6-1	308	Fr-HS	Anchorage, Alaska (West Anchorage HS)
14	Beau Wakefield	WR	5-9	166	Fr-RS	Butternut, Wis. (Park Falls HS)
30	Eurise Watson	RB	5-10	210	Sr-2L	Dayton, Ohio (Meadowdale / Ohio Univ.)
69	Chad Whaley	OL	6-3	261	Jr-2L	North Pole, Alaska (Ben Eielson HS)
95	Bryan Wick	DL	6-4	275	Sr-3L	Duluth, Minn. (Denfeld HS)
90	Rob Wills	DE	6-3	255	Jr-2L	Roseville, Minn. (Roseville Area HS)
12	Zach Wold	S	5-11	201	So-1L	Hatton, N.D. (Hatton HS)
37	Alvandrick Womack	RB	5-9	198	Fr-HS	Rosharon, Texas (Manvel HS)
40	Buckley Wright	LB	6-0	210	Fr-HS	Sioux City, Iowa (Bishop Heelan Catholic HS)
84	Gary Young	DL	6-1	242	Fr-HS	Crete, Ill. (Crete-Monee HS)
92	Jake Zimmerman	DE	6-4	260	Fr-RS	Bruce, Wis. (Bruce HS)

PRONUNCIATION GUIDE

Josh BESTE	BEST-ee	Charles HRDLICKA	Herd-LICH-ka	George PERCACK-DENNETT	PUR-sak DEN-it
CARRIS Bible	car-ISS	Luke KNUTSON	kah-NOOT-son	Blake SCZEPANSKI	sha-PAN-skee
Tyler CHAPPELL	CHA-pul	Bruce KOEPP	KAHP	Broc SKAAR	SCAR
Nolan DOKKEN	DOCK-en	Dustin KROEPLIN	KROP-in	Dusty SLUZEWICZ	SLOOZ-which
Allan DOSTAL	DAH-stall	Jordan LARDINOIS	LAR-din-oy	Collin STOFFEL	STAH-FELL
Matt GANDRUD	GAND-rude	Brian LEONHARDT	lee-ON-hart	Lyndell TULIMASEALII	tuhl-EE-muh-sell-ee
Anthony HERMES	HURMS	Jordan OIEN	OH-in	ALVANDRICK Womack	all-VAN-drik

Bemidji State Football

BEMIDJI STATE DEPTH CHART

Game 9 vs. Minnesota Duluth | Updated Oct. 19, 2009

based upon available information and subject to change without notice

Offense

WR	9 Andrew Schultz / 6-2 / 198 / Jr.
	80 Matt Gandrud / 6-2 / 200 / Fr.
WR	36 Christian Metz / 5-10 / 185 / Fr.
	14 Beau Wakefield / 5-9 / 166 / Fr.
RT	58 Alonzo Melton / 6-4 / 280 / Fr.
	77 Papapa Nicholas-Silvira / 6-3 / 320 / Fr.
RG	71 Chris Parrish / 6-0 / 311 / Jr.
	61 Jon Miller / 6-2 / 300 / Fr.
C	65 Cory Immerman / 6-0 / 294 / So.
	71 Chris Parrish / 6-0 / 311 / Jr.
LG	63 Brett DeLange / 6-1 / 278 / Fr.
	66 Steve Pappas / 6-2 / 275 / So.
LT	68 Davis Mickelson / 6-6 / 285 / So.
	77 Papapa Nicholas-Silvira / 6-3 / 320 / Fr.
WR	10 Jody Henningson / 5-11 / 192 / So.
	14 Beau Wakefield / 5-9 / 166 / Fr.
WR	7 Cameron Abram / 5-9 / 190 / So.
	4 Adam Berg / 6-2 / 193 / Jr.
QB	8 Derek Edholm / 6-1 / 185 / Jr.
	2 Lance Rongstad / 6-3 / 197 / Fr.
RB	43 Dustin Kroeplin / 5-11 / 214 / Fr.
	25 Brad Hemling / 5-11 / 195 / Fr.

Defense

DE	90 Rob Wills / 6-3 / 255 / Jr.
	96 Josh Beste / 6-1 / 256 / So.
DT	95 Bryan Wick / 6-4 / 275 / Sr.
	99 Kyle McMartin / 6-3 / 258 / Sr.
DE	93 Jordan Lardinois / 6-3 / 253 / Jr.
	48 Brad Albano / 6-1 / 252 / Sr.
LB	24 Jake Anderson / 6-2 / 250 / Sr.
	37 Luke Knutson / 6-0 / 217 / So.
LB	45 Cory Crosby / 6-0 / 225 / Fr.
	49 Jason Bromm / 6-0 / 216 / Fr.
LB	46 Andrew Eagan / 6-3 / 242 / Jr.
	20 Blake Sczepanski / 6-0 / 218 / So.
LB	34 George Percak-Dennett / 6-2 / 227 / So.
	19 Dan Christensen / 6-1 / 221 / Fr.
CB	6 Sid Johnson / 5-7 / 170 / So.
	21 Charles Hrdlicka / 5-9 / 169 / Fr.
FS	5 Dusty Sluzewicz / 5-10 / 210 / So.
	12 Zach Wold / 5-11 / 201 / So.
HS	32 Brody Scheff / 6-0 / 192 / Fr.
	17 Jake Schmidt / 6-0 / 184 / So.
CB	23 Tiger Ellison / 5-7 / 195 / Sr.
	27 Anthony Ragsdale / 5-10 / 195 / Jr.

SPECIALISTS

H	9 Andrew Schultz / 6-2 / 198 / Jr.
	8 Derek Edholm / 6-1 / 185 / Jr.
LS	93 Jordan Lardinois / 6-3 / 253 / Jr.
	80 Matt Gandrud / 6-2 / 200 / Fr.
P	39 Jesse Sundby / 5-8 / 208 / So.
	80 Matt Gandrud / 6-2 / 200 / Fr.
PK	39 Jesse Sundby / 5-8 / 208 / So.
	34 George Percak-Dennett / 6-2 / 227 / So.
PR	9 Andrew Schultz / 6-1 / 198 / Jr.
	14 Beau Wakefield / 5-9 / 166 / Fr.
KR	36 Christian Metz / 5-10 / 185 / Fr.
	21 Charles Hrdlicka / 5-9 / 169 / Fr.

WEEK 8 TEAM AWARDS

Offensive MVP	Brian Leonhardt
	Derek Edholm
Defensive MVP	Tiger Ellison
Special Teams MVP	Aaron Roland
Special Teams Effort	Jody Henningson
Defensive Top Rock	Andrew Eagan
Defensive Turnover Champ	Tiger Ellison
Offensive Top Chop	Andrew Schultz
	Steve Pappas
Offensive Decleater	Brett DeLange
Offensive Scout	Avery Duncan
Defensive Sout	Jake Elzy
Special Teams Scout	Brett Kondziola
Offensive Lifter	Brett DeLange
Defensive Lifter	Jake Anderson

NSIC PLAYERS OF THE WEEK

The NSIC recognizes three individuals with Player of the Week honors each Monday during the playing season, recognizing an Offensive Player of the Week, a Defensive Player of the Week and a Special Teams Player of the Week.

Following is a list of the BSU players who have been nominated for these awards following each week of the 2009 season. Bemidji State's winners are denoted with a ▶

In 2009, BSU players have won:

- 0 Offensive Player of the Week
- 0 Defensive Player of the Week
- 1 Special Teams Player of the Week

Game 1: vs. Minot State

Offense	RB, Dustin Kroeplin
Defense	CB, Anthony Ragsdale
Special Teams	None

Game 2: at. Minnesota State

Offense	QB, Derek Edholm
Defense	DE, Rob Wills
Special Teams	K/P, Jesse Sundby

Game 3: vs. Winona State

Offense	QB, Derek Edholm
Defense	LB, George Percak-Dennett
Special Teams	LB, Cory Crosby

Game 4: vs. MSU Moorhead

Offense	QB, Lance Rongstad
Defense	DE, Jordan Lardinois
Special Teams	▶ K/P, Jesse Sundby

Game 5: at Northern State

Offense	RB, Dustin Kroeplin
Defense	DE, Dusty Sluzewicz
Special Teams	K/P, Jesse Sundby

Game 6: vs. St. Cloud State

Offense	QB, Lance Rongstad
Defense	LB, Jake Anderson
Special Teams	WR, Christian Metz

Game 7: vs. Wayne State (Neb.)

Offense	RB, Dustin Kroeplin
Defense	CB, Tiger Ellison
Special Teams	DB, Aaron Roland

Game 8: at Minnesota, Crookston

Offense	QB, Derek Edholm
Defense	LB, Jake Anderson
Special Teams	S, Jake Schmidt

Game 9: vs. Minnesota Duluth

Offense	
Defense	
Special Teams	

Game 10: at U-Mary

Offense	
Defense	
Special Teams	

Game 11: at Cocrnodia-St. Paul

Offense	
Defense	
Special Teams	

Bemidji State Football

TEAM STATISTICS

	BSU	OPP
SCORING	278	163
Points Per Game	34.8	20.4
FIRST DOWNS	170	116
Rushing	104	34
Passing	60	71
Penalty	6	11
RUSHING YARDAGE	1763	562
Yards gained rushing	1972	838
Yards lost rushing	209	276
Rushing Attempts	395	231
Average Per Rush	4.5	2.4
Average Per Game	220.4	70.2
TDs Rushing	21	8
PASSING YARDAGE	1106	1526
Att-Comp-Int	156-94-6	224-120-7
Average Per Pass	7.1	6.8
Average Per Catch	11.8	12.7
Average Per Game	138.2	190.8
TDs Passing	16	13
TOTAL OFFENSE	2869	2088
Total Plays	551	455
Average Per Play	5.2	4.6
Average Per Game	358.6	261.0
KICK RETURNS: #-YARDS	29-484	45-937
PUNT RETURNS: #-YARDS	18-120	14-82
INT RETURNS: #-YARDS	7-144	6-122
KICK RETURN AVERAGE	16.7	20.8
PUNT RETURN AVERAGE	6.7	5.9
INT RETURN AVERAGE	20.6	20.3
FUMBLES-LOST	16-2	12-6
PENALTIES-YARDS	34-329	30-256
Average Per Game	41.1	32.0
PUNTS-YARDS	25-973	35-1236
Average Per Punt	38.9	35.3
Net punt average	35.6	29.6
TIME OF POSS/GAME	35:11	24:49
3RD-DOWN CONVERSIONS	64/115	32/99
3rd-Down Pct	56%	32%
4TH-DOWN CONVERSIONS	8/13	5/14
4th-Down Pct	62%	36%
SACKS BY-YARDS	21-140	13-73
MISC YARDS	4	5
TOUCHDOWNS SCORED	39	21
FIELD GOALS-ATTEMPTS	4-6	7-10
ON-SIDE KICKS	0-0	0-0
RED-ZONE SCORES	30-31 97%	18-26 69%
RED-ZONE TOUCHDOWNS	26-31 84%	13-26 50%
PAT-ATTEMPTS	30-37 81%	16-18 89%
ATTENDANCE	8390	5598
Games/Avg Per Game	5/1678	3/1866
Neutral Site Games		0/0

Score By Quarters

	1st	2nd	3rd	4th	OT	Total
Bemidji State	51	88	89	47	3	278
Opponents	38	40	33	45	7	163

RUSHING

Name	GP	Att	Gain	Loss	Net	Avg	TD	Long	Avg/G
Kroepin, Dustin	8	141	699	12	687	4.9	8	27	85.9
Rongstad, Lance	8	80	573	29	544	6.8	3	52	68.0
Edholm, Derek	8	92	410	103	307	3.3	7	27	38.4
Lee, Justin	6	17	118	10	108	6.4	1	25	18.0
Hemling, Brad	7	25	82	2	80	3.2	1	10	11.4
Solors, Nate	6	14	58	0	58	4.1	1	11	9.7
Metz, Christian	8	5	14	2	12	2.4	0	6	1.5
Johnsrud, Joe	4	1	5	0	5	5.0	0	5	1.2
Henningson, J.	8	1	4	0	4	4.0	0	4	0.5
Dale, Troy	5	2	1	0	1	0.5	0	1	0.2
Sczepanski, B.	8	6	8	7	1	0.2	0	2	0.1
Sundby, Jesse	8	1	0	13	-13	-13.0	0	0	-1.6
TEAM	7	10	0	31	-31	-3.1	0	0	-4.4
Total.....	8	395	1972	209	1763	4.5	21	52	220.4
Opponents.....	8	231	838	276	562	2.4	8	47	70.2

PASSING

Name	GP	Effic	Cmp-Att-Int	Pct	Yds	TD	Long	Avg/G
Edholm, Derek	8	152.58	78-127-5	61.4	908	15	57	113.5
Rongstad, Lance	8	121.19	16-28-1	57.1	198	1	54	24.8
TEAM	7	0.00	0-1-0	0.0	0	0	0	0.0
Total.....	8	145.96	94-156-6	60.3	1106	16	57	138.2
Opponents.....	8	123.70	120-224-7	53.6	1526	13	44	190.8

RECEIVING

Name	GP	No.	Yds	Avg	TD	Long	Avg/G
Lee, Justin	6	15	160	10.7	0	54	26.7
Leonhardt, B.	8	14	165	11.8	7	25	20.6
Schultz, Andrew	8	14	132	9.4	3	14	16.5
Henningson, J.	8	13	126	9.7	2	23	15.8
Berg, Adam	8	9	116	12.9	1	25	14.5
Abram, Cameron	7	8	175	21.9	0	57	25.0
Metz, Christian	8	5	57	11.4	1	30	7.1
Kroepin, Dustin	8	5	49	9.8	1	25	6.1
Solors, Nate	6	4	39	9.8	1	13	6.5
Dale, Troy	5	3	39	13.0	0	26	7.8
Rongstad, Lance	8	2	29	14.5	0	21	3.6
Wakefield, Beau	3	2	19	9.5	0	15	6.3
Total.....	8	94	1106	11.8	16	57	138.2
Opponents.....	8	120	1526	12.7	13	44	190.8

TOTAL OFFENSE

Name	G	Plays	Rush	Pass	Total	Avg/G
Edholm, Derek	8	219	307	908	1215	151.9
Rongstad, Lance	8	108	544	198	742	92.8
Kroepin, Dustin	8	141	687	0	687	85.9
Lee, Justin	6	17	108	0	108	18.0
Hemling, Brad	7	25	80	0	80	11.4
Solors, Nate	6	14	58	0	58	9.7
Metz, Christian	8	5	12	0	12	1.5
Johnsrud, Joe	4	1	5	0	5	1.2
Henningson, J.	8	1	4	0	4	0.5
Sczepanski, B.	8	6	1	0	1	0.1
Dale, Troy	5	2	1	0	1	0.2
Sundby, Jesse	8	1	-13	0	-13	-1.6
TEAM	7	11	-31	0	-31	-4.4
Total.....	8	551	1763	1106	2869	358.6
Opponents.....	8	455	562	1526	2088	261.0

Bemidji State Football

FIELD GOAL KICKING

Name	FGM-FGA	Pct	01-19	20-29	30-39	40-49	50-99	Lg	Blkd
Sundby, Jesse	4-6	66.7	0-0	1-1	3-3	0-1	0-1	34	1

PUNTING

Name	No.	Yds	Avg	Long	TB	FC	I20	Blkd
Sundby, Jesse	25	973	38.9	61	0	1	6	0
Total.....	25	973	38.9	61	0	1	6	0
Opponents.....	35	1236	35.3	64	4	2	6	1

KICKOFFS

Name	No.	Yds	Avg	TB	OB	Retn	Net	YdLn
Sundby, Jesse	44	2328	52.9	0	3			
Percak-Dennett	5	256	51.2	0	0			
Total.....	49	2584	52.7	0	3	937	33.6	36
Opponents.....	34	1919	56.4	3	1	484	40.4	29

ALL-PURPOSE

Name	GP	Rush	Rec	PR	KOR	IR	Tot	Avg/G
Kroepin, Dustin	8	687	49	0	0	0	736	92.0
Rongstad, Lance	8	544	29	0	0	0	573	71.6
Lee, Justin	6	108	160	6	105	0	379	63.2
Metz, Christian	8	12	57	0	262	0	331	41.4
Edholm, Derek	8	307	0	0	0	0	307	38.4
Schultz, Andrew	8	0	132	111	0	0	243	30.4
Abram, Cameron	7	0	175	0	17	0	192	27.4
Leonhardt, B.	8	0	165	0	8	0	173	21.6
Henningson, J.	8	4	126	0	0	0	130	16.2
Berg, Adam	8	0	116	3	0	0	119	14.9
Solors, Nate	6	58	39	0	0	0	97	16.2
Hemling, Brad	7	80	0	0	0	0	80	11.4
Hrdlicka, C.	8	0	0	0	51	22	73	9.1
Ragsdale, A.	7	0	0	0	0	66	66	9.4
Dale, Troy	5	1	39	0	0	0	40	8.0
Wills, Rob	8	0	0	0	0	40	40	5.0
Ellison, Tiger	4	0	0	0	28	0	28	7.0
Wakefield, Beau	3	0	19	0	0	0	19	6.3
Mock, Alex	5	0	0	0	13	0	13	2.6
Scheff, Brody	8	0	0	0	0	9	9	1.1
Eagan, Andrew	8	0	0	0	0	7	7	0.9
Johnsrud, Joe	4	5	0	0	0	0	5	1.2
Sczepanski, B.	8	1	0	0	0	0	1	0.1
Sundby, Jesse	8	-13	0	0	0	0	-13	-1.6
TEAM	7	-31	0	0	0	0	-31	-4.4
Total.....	8	1763	1106	120	484	144	3617	452.1
Opponents.....	8	562	1526	82	937	122	3229	403.6

SCORING

Name	TD	FGs	PATs					Saf	Points
			Kick	Rush	Rcv	Pass	DXP		
Kroepin, Dustin	9	0-0	0-0	1-1	0	0-0	0	0	56
Edholm, Derek	7	0-0	0-0	0-0	0	0-0	0	0	42
Leonhardt, B.	7	0-0	0-0	0-0	0	0-0	0	0	42
Sundby, Jesse	0	4-6	30-37	0-0	0	0-0	0	0	42
Schultz, Andrew	3	0-0	0-0	0-0	0	0-0	0	0	18
Rongstad, Lance	3	0-0	0-0	0-0	0	0-0	0	0	18
Solors, Nate	2	0-0	0-0	0-0	0	0-0	0	0	12
Henningson, J.	2	0-0	0-0	0-0	0	0-0	0	0	12
Ragsdale, A.	1	0-0	0-0	0-0	0	0-0	0	0	6
Metz, Christian	1	0-0	0-0	0-0	0	0-0	0	0	6
Hemling, Brad	1	0-0	0-0	0-0	0	0-0	0	0	6
Lee, Justin	1	0-0	0-0	0-0	0	0-0	0	0	6
Wills, Rob	1	0-0	0-0	0-0	0	0-0	0	0	6
Berg, Adam	1	0-0	0-0	0-0	0	0-0	0	0	6
Total.....	39	4-6	30-37	1-1	0	0-0	0	0	278
Opponents.....	21	7-10	16-18	0-1	0	0-1	0	0	163

PUNT RETURNS

Name	No.	Yds	Avg	TD	Long
Schultz, Andrew	13	111	8.5	0	20
Lee, Justin	3	6	2.0	0	6
Pitman, Pat	1	0	0.0	0	0
Berg, Adam	1	3	3.0	0	3
Total.....	18	120	6.7	0	20
Opponents.....	14	82	5.9	0	14

INTERCEPTION RETURNS

Name	No.	Yds	Avg	TD	Long
Wills, Rob	2	40	20.0	1	25
Eagan, Andrew	1	7	7.0	0	7
Hrdlicka, C.	1	22	22.0	0	22
Ellison, Tiger	1	0	0.0	0	0
Ragsdale, A.	1	66	66.0	1	66
Scheff, Brody	1	9	9.0	0	9
Total.....	7	144	20.6	2	66
Opponents.....	6	122	20.3	0	50

KICKOFF RETURNS

Name	No.	Yds	Avg	TD	Long
Metz, Christian	14	262	18.7	0	47
Lee, Justin	5	105	21.0	0	24
Hrdlicka, C.	5	51	10.2	0	17
Ellison, Tiger	2	28	14.0	0	14
Abram, Cameron	1	17	17.0	0	17
Mock, Alex	1	13	13.0	0	13
Leonhardt, B.	1	8	8.0	0	8
Total.....	29	484	16.7	0	47
Opponents.....	45	937	20.8	0	50

FUMBLE RETURNS

Name	No.	Yds	Avg	TD	Long
Lardinois, J.	1	6	6.0	0	6
Total.....	1	6	6.0	0	6
Opponents.....	0	0	0.0	0	0

FG SEQUENCE

	BSU	Opp
Minot State	-	(43),(33),27
Minnesota State	(27),50,(34)	(29)
Winona State	(31)	32
MSU Moorhead	(34)	(28),33,(47)
Northern State	43	-
St. Cloud State	-	(22)
Wayne State	-	(34)
Minnesota, Crookston	-	-

*Numbers in (parentheses) indicate field goal was made.

Bemidji State Football

DEFENSIE LEADERS

Name	GP	Tackles			TFL/Yds	Sacks	Pass Def	BrUp	QBH	Fumbles	Blkd		Saf
		Solo	Ast	Total		No-Yards	Int-Yds			Rcv-Yds	FF	Kick	
32 Scheff, Brody	8	25	27	52	1.0-1	.	1-9	3	.	1-0	1	.	.
24 Anderson, Jake	8	13	35	48	10.5-51	7.5-43	.	2	.	1-0	.	.	.
46 Eagan, Andrew	8	16	31	47	3.0-4	.	1-7	1	.	1-0	.	.	.
45 Crosby, Cory	8	14	21	35	2.0-3	1	.
90 Wills, Rob	8	14	18	32	6.5-40	3.5-30	2-40	.	2
34 Percak-Dennett	8	9	23	32	6.0-28	2.5-19	.	1
5 Sluzewicz, Dusty	8	19	11	30	3.5-12	.	.	6
21 Hrdlicka, C.	8	8	16	24	0.5-1	.	1-22	2
93 Lardinois, J.	8	14	10	24	8.5-35	3.5-22	.	.	2	2-6	.	.	.
15 Knutson, Luke	8	7	12	19	3.0-11	1	.	.
23 Ellison, Tiger	4	9	7	16	0.5-2	.	1-0	2
26 Ragsdale, A.	7	9	6	15	1.0-2	.	1-66	2
17 Schmidt, Jake	8	7	7	14
35 Mock, Alex	5	4	9	13	1.0-1	.	.	1
6 Johnson, Sid	6	11	2	13
95 Wick, Bryan	8	4	6	10	2.5-10	1.5-8	.	.	.	1-0	.	.	.
27 Roland, Aaron	6	7	2	9	0.5-2	.	.	1
92 Zimmerman, Jake	7	5	3	8	1.5-6	.	.	1
12 Wold, Zach	8	4	4	8	0.5-2
49 Bromm, Jason	5	2	5	7	1	.
31 Solors, Nate	6	3	4	7
99 McMartin, Kyle	8	2	5	7	1.0-1	1.0-1
48 Albano, Brad	7	2	4	6	0.5-0	1	.	.
19 Christensen, D.	7	4	2	6	1.0-14	1.0-14
1 Pitman, Pat	7	1	4	5	0.5-3	0.5-3
80 Gandrud, Matt	8	3	1	4
4 Berg, Adam	8	2	2	4
96 Beste, Josh	7	.	4	4
20 Sczepanski, B.	8	1	2	3
14 Wakefield, Beau	3	.	2	2
25 Hemling, Brad	7	1	1	2
97 Lee, Garrett	6	.	2	2
43 Kroepelin, Dustin	8	1	1	2
88 Leonhardt, B.	8	.	1	1	1	.
36 Metz, Christian	8	1	.	1
8 Edholm, Derek	8	1	.	1
Total.....	8	223	290	513	55-229	21-140	7-144	22	4	6-6	3	3	.
Opponents.....	8	237	451	688	42.0-164	13-73	6-122	12	1	2-0	6	2	.

SPECIAL TEAMS TACKLES

Name	Total	Tackles	
		KO	Punt
Roland, Aaron	7	4	3
Schmidt, Jake	7	7	0
Solors, Nate	6	3	3
Bromm, Jason	5	5	0
Wold, Zach	5	4	1
Zimmerman, Jake	5	4	1
Crosby, Cory	4	4	0
Hrdlicka, Charles	4	4	0
Knutson, Luke	4	2	2
Berg, Adam	4	4	0
Gandrud, Matt	3	3	0
Szcepanski, Blake	3	2	1
Wakefield, Beau	2	1	1
Christensen, D.	2	2	0
Crosby, Cory	2	1	1
Lardinois, Jordan	2	1	1
Percak-Dennett, George	2	2	0
Eagan, Andrew	1	1	0
Leonhardt, Brian	1	1	0
Schultz, Andrew	1	1	0
Total.....	70	56	14

** Special teams tackles are included in defensive leader tackle totals above.

Bemidji State Football

THIS WEEK IN THE NSIC

Saturday, October 24

• Minnesota Duluth	at Bemidji State	1:00 pm
• Minnesota, Crookston	at Winona State	1:00 pm
• Concordia-St. Paul	at Upper Iowa	1:00 pm
• Augustana	at Wayne State	1:00 pm
• SW Minnesota State	at Minnesota State	2:00 pm
• U-Mary (ND)	at St. Cloud State	2:30 pm
• MSU Moorhead	at Northern State	6:00 pm

• Northern Sun Intercollegiate Conference contest

RECENT SCORES IN THE NSIC

Saturday, October 17

• Bemidji State	def. Minn., Crookston	45-6
• Minnesota State	def. MSU Moorhead	59-14
• Wayne State (Neb.)	def. Winona State	48-25
• Minnesota Duluth	def. St. Cloud State	31-7
• Augustana	def. Upper Iowa	41-21
• U-Mary (ND)	def. Northern State	20-16
• Concordia-St. Paul	def. SW Minnesota State	29-17

• Northern Sun Intercollegiate Conference contest

LAST TIME THEY MET (10/25/08)

Scoring Summary	1	2	3	4	Final
Bemidji State (3-6; 2-6)	0	7	7	7	21
(6) Minn. Duluth (9-0; 8-0)	21	20	7	0	48

1	10:50	U	Pauley 30 yd pass-Schlatke (Nadeau kick)	0-7
	07:11	U	Foss 2 yd run (Nadeau kick)	0-14
	02:19	U	Odim 50 yd run (Nadeau kick)	0-21
2	14:24	U	Winfield 41 yd pass-Schlatke (Nadeau failed)	0-27
	10:59	B	Kadlec 10 yd pass-Edholm (Sundby kick)	7-27
	08:49	U	Schlatke 13 yd run (Nadeau, kick)	7-34
	01:20	U	Winfield 27 yd pass-Schlatke (Nadeau kick)	7-41
3	08:49	U	Foss 5 yd run (Nadeau kick)	7-48
	02:50	B	Schultz 2 yd pass-Edholm (Sundby kick)	14-48
4	00:09	B	Kadlec 29 yd pass-Edholm (Sundby kick)	21-48

TEAM STATISTICS

	BSU	UMD
FIRST DOWNS	15	20
RUSHES-YARDS (NET)	31-37	41-251
PASSING YDS (NET)	261	214
Passes Att-Comp-Int	35-23-0	23-14-0
TOTAL OFFENSE PLAYS-YARDS	66-298	64-465
Fumble Returns-Yards	0-0	0-0
Punt Returns-Yards	1-0	1-10
Kickoff Returns-Yards	8-111	4-68
Interception Returns-Yards	0-0	0-0
Punts (Number-Avg)	5-41.2	4-36.5
Fumbles-Lost	3-2	1-0
Penalties-Yards	3-15	8-55
Possession Time	26:52	26:57
Third-Down Conversions	6 of 16	7 of 14
Fourth-Down Conversions	2 of 5	2 of 3
Red-Zone Scores-Chances	2-3	2-2
Sacks By: Number-Yards	0-0	3-24
PAT Kicks	3-4	5-6
Field Goals	0-0	0-0

RUSHING (att-yds):

BSU-Miles 8-16; Watson 6-15; Newman 1-4; Edholm 15-1; Schultz 1-1. UMD-Odim 11-139; Foss 13-86; Schlatke 7-20; Bauer 7-8; TEAM 2-minus 1; Lynch 1-minus 1.

PASSING (att-comp-int-yds):

BSU-Edholm 23-35-0-261. UMD-Schlatke 13-19-0-203; Lynch 1-3-0-11; Miller 0-1-0-0.

RECEIVING (rec-yds):

BSU-Henningson 7-59; Kadlec 4-73; Berg, Adam 3-24; Saxon 2-54; Schultz 2-19; Miles 2-16; Watson 2-11; Sollors 1-5. UMD-Winfield 6-95; Doherty 4-59; Pauley 2-38; Schalekamp 2-22.

INTERCEPTIONS (no-yds):

BSU-none. UMD-none.

FUMBLES:

BSU-Kadlec, George 1-1; Miles, Brandon 1-1; Watson, Eurise 1-0. UMD-Lynch, Jon 1-0.

SACKS (UA-A):

BSU-None. UMD-Fautsch, Drew 1-0; Timmersman, D. 1-0; Pexa, Kevin 0-1; Loth, Ben 0-1.

TACKLES (UA-A, min 5):

BSU-Sluzewicz, Dusty 6-4; Phelps, Terrell 6-1; Kunz, Jason 3-3; Anderson, Jake 1-5; Miller, Gary 4-1. UMD-Huberty, Rob 4-3; Strilzuk, Cole 5-1; Fechtelkotter, K 3-3; Eich, Cody 4-1.



BEMIDJI STATE VS. MINNESOTA DULUTH

Series:.....UMD leads 37-10-1

last win:35-26, Nov. 23, 1999; Bemidji, Minn.

last loss:21-48, Oct. 25, 2008; Duluth, Minn.

last tie:3-3, Oct. 25, 1986; Bemidji, Minn.

In Bemidji:7-14-1

last win:35-26, Nov. 23, 1999

last loss:7-23, Aug. 31, 2006

last tie:3-3, Oct. 25, 1986

At Minnesota Duluth:1-18

last win:34-0, Oct. 10, 1941

last loss:21-48, Oct. 25, 2008

last tie:none

unknown2-5

neutralnone

Streaks

Current:lost seven

.....Oct. 21, 2000 - present

Longest Winning:three

.....Oct. 25, 1940 - Oct. 30, 1942

Longest Losing:11

.....Oct. 24, 1987 - Nov. 8, 1997

-BSU was 0-18-1 in the series Sept. 16, 1978 to Nov. 8, 1997.

Largest Deciding Margins:

...of Victory:34 (W, 34-0); Oct. 30, 1942

.....34 (W, 34-0); Oct. 30, 1942

...of Defeat:49 (L, 0-49); Nov. 9, 1996

Scoring

All-Time Series Score563-1,229

in Bemidji305-551

in Duluth196-546

at unknown62-132

at neutralnone

Most Points

for48 (W, 48-16); Oct. 31, 1998

against55 (L, 7-55); Oct. 18, 1980

both80 (L, 38-42); Oct. 27, 2001

Fewest Points

for0, 11 times

against0, five times

both3 (W, 3-0) Oct. 27, 1934

Shutouts:16 (5-11)

Overtime Games:none

ALL-TIME SERIES RESULTS

Date	Rank	Loc	Result	cmb
11/14/31	-	^ h	W	14 0 14
11/05/32	-	L	L	9 12 21
11/04/33	-	L	0	31 31
10/27/34	-	W	3	0 3
10/26/35	-	a	L	12 13 25
10/23/36	-	L	6	26 32
10/30/37	-	a	L	2 31 33
10/28/38	-	h	L	0 6 6
10/27/39	-	a	L	6 9 15
10/25/40	-	h	W	10 0 10
10/10/41	-	a	W	34 0 34
10/30/42	-	h	W	34 0 34
10/25/46	-	a	L	0 12 12
10/24/47	-	h	W	12 7 19
10/08/48	-	L	6	32 38
10/08/49	-	L	12	13 25
09/22/51	-	W	26	18 44
10/23/76	-	a	L	13 42 55
09/17/77	-	h	W	21 18 38
09/16/78	-	h	L	0 42 42
09/15/79	-	a	L	0 40 40
10/18/80	-	h	L	7 55 62
10/17/81	-	a	L	3 21 24
10/30/82	-	h	L	0 28 28
10/29/83	-	a	L	15 24 39
11/03/84	-	h	L	0 19 19
11/02/85	-	a	L	7 10 17
10/25/86	-	h	T	3 3 6
10/24/87	-	a	L	0 40 40
10/15/88	-	h	L	3 43 46
10/14/89	-	a	L	6 26 32
10/13/90	-	+ h	L	17 28 45
10/12/91	-	a	L	19 48 67
10/03/92	-	+ h	L	13 22 35
10/02/93	-	a	L	0 20 20
09/24/94	-	h	L	13 48 61
09/23/95	-	h	L	9 40 49
11/09/96	-	h	L	0 49 49
11/08/97	-	a	L	0 41 41
10/31/98	-	h	W	48 18 66
10/23/99	-	h	W	35 26 61
10/21/00	-	a	L	19 38 57
10/27/01	-	h	L	38 42 80
11/2/02	-	15 a	L	25 52 77
11/1/03	-	h	L	21 34 55
8/31/06	-	^ h	L	7 23 30
9/1/07	20	^ a	L	14 31 45
10/25/08	-	6 a	L	21 48 69
10/24/09	-	7 h		

+ Homecoming

^ nonconference game



MINOT STATE **20**
BEMIDJI STATE **47**

August 27, 2009
Bemidji, Minn. - Chet Anderson Stadium
Attendance: 3,256



BEMIDJI STATE **34**
(10) MINNESOTA STATE **37**

Sept. 5, 2009
Mankato, Minn. - Blakeslee Stadium
Attendance: 3,849



(20) WINONA STATE **19**
BEMIDJI STATE **24**

Sept. 12, 2009
Bemidji, Minn. - Chet Anderson Stadium
Attendance: 1,494

Scoring Summary	1	2	3	4	Final	Scoring Summary	1	2	3	4	OT	Final	Scoring Summary	1	2	3	4	Final
Minot State (0-1)	7	0	6	7	20	Bemidji State (1-1; 0-1)	3	7	21	0	3	34	Winona State (2-1; 1-1)	7	6	0	6	19
Bemidji State (0-1)	14	13	13	7	47	Minn. State (2-0; 1-0)	7	7	7	10	6	37	Bemidji State (2-1; 1-1)	3	7	7	7	24

- 1 05:36 BSU - Kroepelin 2 yd run (Sundby rush fumbled) 0-6
- 04:21 MINOT - Lester 26 yd pass from Meier (Levnaich kick) 7-6
- 00:00 BSU - Edholm 10 yd run (Kroepelin rush) 7-14
- 2 10:21 BSU - Kroepelin 2 yd run (Sundby kick) 7-21
- 03:15 BSU - Leonhardt 2 yd pass from Edholm (Sundby kick failed) 7-27
- 3 10:20 MINOT - Levnaich 43 yd field goal 10-27
- 09:02 BSU - Edholm 27 yd run (Sundby kick failed) 10-33
- 00:16 MINOT - Levnaich 33 yd field goal 13-33
- 00:00 BSU - Rongstad 46 yd run (Sundby kick) 13-40
- 4 11:40 MINOT - Lester 31 yd pass from James (Levnaich kick) 20-40
- 06:38 BSU - Ragsdale 66 yd INT return (Sundby, Jesse kick) 20-47

TEAM STATISTICS

Team Statistics	MSU	BSU
FIRST DOWNS	13	23
RUSHES-YARDS (NET)	29-69	51-293
PASSING YDS (NET)	147	103
Passes Att-Comp-Int	30-12-1	14-7-1
TOTAL OFFENSE PLAYS-YDS	59-216	65-396
Fumble Returns-Yards	0-0	0-0
Punt Returns-Yards	1-14	3-6
Kickoff Returns-Yards	8-183	4-81
Interception Returns-Yards	1-34	1-66
Punts (Number-Avg)	6-36.7	4-33.5
Fumbles-Lost	1-1	3-0
Penalties-Yards	4-51	2-32
Possession Time	28:00	32:00
Third-Down Conversions	2 of 14	8 of 12
Fourth-Down Conversions	2 of 3	0 of 0
Red-Zone Scores-Chances	1-2	4-4
Sacks By: Number-Yards	1-3	1-6
PAT Kicks:	2-2	3-6
Field Goals:	2-3	0-0

Kickoff time: 7:00 pm
Elapsed time: 2:40
Officials: Referee: Mike Budion; Umpire: Jeremy Barbe; Linesman: Jay McGivern; Line judge: Scott Forbes; Back judge: Greg Brown; Field judge: Steven Wolvin; Side judge: Chad Crosby

Temperature: 71; Wind: NW 9; Weather: Humid, light rain

INDIVIDUAL STATISTICS

- RUSHING (att-yds):**
MSU-Schatz 16-41; Youngren 12-34; Meier 1-minus 6.
BSU-Kroepelin 23-108; Edholm 10-74; Rongstad 4-47; Lee 2-33; Solors 4-20; Hemling 4-11; Sczepanski 2-3; TEAM 2-minus 3.
- PASSING (att-comp-int-yds):**
MSU-Meier 6-18-0-67; James 6-12-1-80. BSU-Edholm 6-10-0-88; Rongstad 1-4-1-15.
- RECEIVING (rec-yds):**
MSU-Lester, Johnny 5-97; Rudolph, Zac 2-20; Youngren 2-9; Hollinger 1-16; Mason 1-3; Schatz 1-2. BSU-Abram 2-46; Lee, 1-19; Wakefield 1-15; Schultz 1-12; Metz 1-9; Leonhardt 1-2.
- INTERCEPTIONS (no-yds):**
MSU-Kizima 1-34. BSU-Ragsdale 1-66.
- FUMBLES:**
MSU-Youngren 1-1. BSU-Kroepelin 2-0; Lee 1-0.
- SACKS (UA-A):**
MSU-Pope 1-0. BSU-Wick 1-0.
- TACKLES (UA-A, min 5):**
MSU-Kessler 6-6; Pope 4-6; Awalt 4-3; Weidler 1-6; Weidler 2-4; Pease 1-5; Sorenson 1-4. BSU-Wills 4-2; Knutson 1-4; Scheff 0-5.

- 1 08:12 BSU - Sundby 27 yd field goal 3-0
- 04:32 MSU - Walker 6 yd run (Brockshus kick) 3-7
- 2 14:57 MSU - Walker 1 yd run (Brockshus kick) 3-14
- 04:52 BSU - Edholm 8 yd run (Sundby kick) 10-14
- 3 11:40 BSU - Edholm 5 yd run (Sundby kick) 17-14
- 09:39 MSU - Flury 11 yd pass from Pachan (Brockshus kick) 17-21
- 05:39 BSU - Wills 15 yd int. return (Sundby kick) 24-21
- 00:24 BSU - Edholm 2 yd run (Sundby kick) 31-21
- 4 09:58 MSU - Brockshus 29 yd field goal 31-24
- 00:28 MSU - Nowlin 35 yd pass from Pachan (Brockshus kick) 31-31
- OT 00:00 BSU - Sundby, Jesse 34 yd field goal 34-31
- 00:00 MSU - Walker 18 yd run 34-37

TEAM STATISTICS

Team Statistics	BSU	MSU
FIRST DOWNS	23	20
RUSHES-YARDS (NET)	61-227	31-144
PASSING YDS (NET)	83	261
Passes Att-Comp-Int	19-12-1	28-14-1
TOTAL OFFENSE PLAYS-YRDS	80-310	59-405
Fumble Returns-Yards	0-0	0-0
Punt Returns-Yards	0-0	2-(-)5
Kickoff Returns-Yards	5-65	6-118
Interception Returns-Yards	1-15	1-12
Punts (Number-Avg)	4-35.0	3-43.7
Fumbles-Lost	1-0	4-3
Penalties-Yards	4-20	5-58
Possession Time	41:40	18:20
Third-Down Conversions	7 of 17	4 of 9
Fourth-Down Conversions	1 of 2	0 of 0
Red-Zone Scores-Chances	4-4	4-6
Sacks By: Number-Yards	0-0	2-11
PAT Kicks:	4-4	4-4
Field Goals:	2-3	1-1

Kickoff time: 6:00 pm
Elapsed time: 2:56
Officials: Referee: Bob Zahradka; Umpire: Pete Larkin; Linesman: Pete Vrieze; Line judge: Jeff Linehan; Back judge: George Drouches; Field judge: Chris Riba; Side judge: Jim Johnson.

Temperature: 76; Wind: SSE 7mph; Weather: Beautiful

INDIVIDUAL STATISTICS

- RUSHING (att-yds):**
BSU-Edholm 26-116; Kroepelin 15-67; Rongstad 9-30; Lee 6-19; Hemling 2-5; Henningson 1-4; TEAM 1-minus 1; Sundby 1-minus 13. MSU-Walker 10-73; Aberg 13-61; Phipps 5-8; Pachan 1-7; Fick 2-minus 5.
- PASSING (att-comp-int-yds):**
BSU-Edholm 10-16-1-69; Rongstad 2-3-0-14. MSU-Fick 8-15-0-133; Pachan 6-13-1-128.
- RECEIVING (rec-yds):**
BSU-Henningson 4-30; Lee 4-26; Schultz Andrew 2-16; Leonhardt 1-7; Berg 1-4. MSU-Balton 5-66; Nowlin 3-85; Flury 3-57; Luedtke 3-53.
- INTERCEPTIONS (no-yds):**
BSU-Wills 1-15. MSU-Graves 1-12.
- FUMBLES:**
BSU-Rongstad 1-0. MSU-Aberg 2-1; Phipps 1-1; Fick 1-1.
- SACKS (UA-A):**
BSU-None. MSU-Thomas 1-0; Fehlberg 1-0.
- TACKLES (UA-A, min 5):**
BSU-Eagan, Andrew 5-4; Scheff, Brody 5-4. MSU-Fehlberg 6-7; Hamilton 8-2; McQuiston 3-7; Schmid 2-7; Thomas 5-3; Jones 2-6; Graves 3-4; Earl 2-5; Klug 2-4; Rodgers 5-0.

- 1 06:39 BSU - Sundby 31 yd field goal 0-3
- 04:05 WSU - Alexander 26 yd pass from Preston (Fahey kick) 7-3
- 2 03:09 BSU - Kroepelin 1 yd run (Sundby kick) 7-10
- 00:44 WSU - Engel 25 yd pass from Preston (Fahey kick failed) 13-10
- 3 02:30 BSU - Edholm 9 yd run (Sundby kick) 13-17
- 4 12:56 BSU - Schultz 10 yd pass from Edholm (Sundby kick) 13-24
- 05:39 WSU - Simmons 1 yd run (Preston pass failed) 19-24

TEAM STATISTICS

Team Statistics	WSU	BSU
FIRST DOWNS	15	23
RUSHES-YARDS (NET)	28-83	47-145
PASSING YDS (NET)	195	120
Passes Att-Comp-Int	23-12-0	24-13-0
TOTAL OFFENSE PLAYS-YDS	51-278	71-265
Fumble Returns-Yards	0-0	0-0
Punt Returns-Yards	1-14	3-13
Kickoff Returns-Yards	4-72	4-49
Interception Returns-Yards	0-0	0-0
Punts (Number-Avg)	3-22.3	3-36.7
Fumbles-Lost	2-0	1-0
Penalties-Yards	4-30	5-44
Possession Time	23:54	36:06
Third-Down Conversions	6 of 12	9 of 15
Fourth-Down Conversions	1 of 2	1 of 1
Red-Zone Scores-Chances	1-2	4-4
Sacks By: Number-Yards	3-27	3-23
PAT Kicks:	1-2	3-3
Field Goals:	0-1	1-1




Kickoff time: 1:00 pm
Elapsed time: 2:30
Officials: Referee: Dave Lundquist; Umpire: Tim McGowan; Linesman: John Page; Line judge: Scott Hill; Back judge: Tom Stephan; Field judge: Davis Wittman; Side judge: Pat Millinovich.

Temperature: 67; Wind: S 6mph; Weather: Overcast-Humid

INDIVIDUAL STATISTICS

- RUSHING (att-yds):**
WSU-Simmons 16-62; Dewberry 3-12; Preston 9-9.
BSU-Rongstad 11-71; Kroepelin 15-55; Edholm 15-13; Lee 2-3; Solors 2-2; Sczepanski 1-2; TEAM 1-minus 1.
- PASSING (att-comp-int-yds):**
WSU-Preston 12-23-0-195. BSU-Edholm 12-19-0-108; Rongstad 1-4-0-12; TEAM 0-1-0-0.
- RECEIVING (rec-yds):**
WSU-Engel 4-60; Jundt 4-51; Alexander 3-80; Adams 1-4. BSU-Lee 3-32; Schultz 2-20; Leonhardt, 2-19; Henningson 2-15; Abram 1-18; Berg 1-11; Solors 1-7; Kroepelin 1-minus 2.
- INTERCEPTIONS (no-yds):**
WSU-none. BSU-none.
- FUMBLES:**
WSU-Norgaard 1-0; Preston 1-0. BSU-Edholm 1-0.
- SACKS (UA-A):**
WSU-Perkette 1-0; Kaderly 1-0; White 1-0. BSU-Wills 0-2; Lardinois 1-0; Anderson 0-1; Percak-Dennett 0-1.
- TACKLES (UA-A, min 5):**
WSU-Dummer 4-9; White 6-6; Gaulke 1-7; Norgaard 3-4; Perkette 2-5; Williams 3-3; Charlson 0-6; Jirgl 0-6; Rothwell 1-4. BSU-Eagan 2-7; Scheff 5-2; Ragsdale 4-2; Anderson 1-5; Percak-Dennett 2-3; Sluzewicz 2-3.

Bemidji State Football

 MSU MOORHEAD BEMIDJI STATE Sept. 19, 2009 Bemidji, Minn. - Chet Anderson Stadium Attendance: 1,518	 BEMIDJI STATE NORTHERN STATE Sept. 26, 2009 Aberdeen, S.D. - Swisher Field Attendance: 1,263	 ST. CLOUD STATE BEMIDJI STATE Oct. 3, 2009 Bemidji, Minn. - Chet Anderson Stadium Attendance: 1,684
--	---	--

Scoring Summary	1	2	3	4	Final	Scoring Summary	1	2	3	4	Final	Scoring Summary	1	2	3	4	Final
MSU Moorhead (1-3; 0-3)	3	3	0	7	15	Bemidji State (4-1; 3-1)	7	21	14	0	42	St. Cloud State (4-1; 3-1)	14	14	7	3	38
Bemidji State (3-1; 2-1)	3	14	14	7	38	Northern State (0-5; 0-4)	0	7	0	13	20	Bemidji State (4-2; 3-2)	7	13	7	0	27

1 09:31 BSU - Sundby 34 yd field goal 0-3 00:18 MSUM - Mattson 28 yd field goal 3-3 2 12:41 BSU - Kroepflin 27 yd run (Sundby kick) 3-10 10:52 BSU - Schultz 5 yd pass from Edholm (Sundby kick) 3-17 00:00 MSUM - Mattson 47 yd field goal 6-17 3 05:13 BSU - Lee 25 yd run (Sundby kick) 6-24 03:19 BSU - Rongstad 52 yd run (Sundby kick) 6-31 4 04:23 BSU - Solors 13 yd pass from Edholm (Sundby kick) 6-38 01:16 MSUM - Taffe 2 yd run (Mattson kick) 13-38	1 10:56 BSU - Kroepflin 3 yd run (Sundby kick) 7-0 2 14:20 BSU - Kroepflin 1 yd run (Sundby kick) 14-0 08:15 NSU - Fiegler 1 yd run (Parrott kick) 14-7 04:07 BSU - Leonhardt 9 yd pass from Edholm (Sundby kick) 21-7 01:11 BSU - Edholm 23 yd run (Sundby kick) 28-7 3 11:26 BSU - Schultz 12 yd pass from Edholm (Sundby kick) 35-7 08:38 BSU - Solors 11 yd run (Sundby kick) 42-7 4 05:46 NSU - McGruder 24 yd pass from Fiegler (DesLauriers failed) 42-13 01:52 NSU - Hanley 29 yd pass from Fiegler (Parrott kick) 42-20	1 12:45 BSU - Rongstad 47 yd run (Sundby kick) 0-7 07:53 SCSU - Allery 13 yd pass from Watkins (Delgado kick) 7-7 04:38 SCSU - Williams 10 yd pass from Watkins (Delgado kick) 14-7 2 14:12 SCSU - Williams 6 yd pass from Watkins (Delgado kick) 21-7 10:22 BSU - Henningson 9 yd pass from Rongstad (Sundby blkd) 21-13 05:07 SCSU - Geiss 4 yd run (Delgado kick) 28-13 01:34 BSU - Leonhardt 3 yd pass from Edholm (Sundby, kick) 28-20 3 14:29 SCSU - Allery 43 yd pass from Watkins (Delgado kick) 35-20 09:18 BSU - Kroepflin 25 yd pass from Edholm (Sundby kick) 35-27 4 08:09 SCSU - Aldridge 22 yd field goal 38-27
---	--	---

TEAM STATISTICS

Team Statistics	MSUM	BSU	Team Statistics	BSU	NSU	Team Statistics	SCSU	BSU
FIRST DOWNS	17	15	FIRST DOWNS	22	13	FIRST DOWNS	16	17
RUSHES-YARDS (NET)	33--11	39-250	RUSHES-YARDS (NET)	51-271	25-72	RUSHES-YARDS (NET)	41-49	33-120
PASSING YDS (NET)	289	99	PASSING YDS (NET)	158	184	PASSING YDS (NET)	215	221
Passes Att-Comp-Int	35-22-0	13-9-0	Passes Att-Comp-Int	15-11-1	32-18-1	Passes Att-Comp-Int	25-18-1	35-19-1
TOTAL OFFENSE PLAYS-YDS	68-278	52-349	TOTAL OFFENSE PLAYS-YDS	66-429	57-256	TOTAL OFFENSE PLAYS-YDS	66-264	68-341
Fumble Returns-Yards	0-0	1-6	Fumble Returns-Yards	0-0	0-0	Fumble Returns-Yards	0-0	0-0
Punt Returns-Yards	1-1	3-22	Punt Returns-Yards	4-54	2-19	Punt Returns-Yards	4-37	3-6
Kickoff Returns-Yards	7-173	3-66	Kickoff Returns-Yards	3-39	7-161	Kickoff Returns-Yards	4-89	6-147
Interception Returns-Yards	0-0	0-0	Interception Returns-Yards	1-25	1-0	Interception Returns-Yards	1-50	1-9
Punts (Number-Avg)	5-31.6	3-50.0	Punts (Number-Avg)	2-39.5	6-43.2	Punts (Number-Avg)	5-37.2	5-42.8
Fumbles-Lost	2-1	3-1	Fumbles-Lost	2-0	1-1	Fumbles-Lost	2-0	4-1
Penalties-Yards	4-20	2-20	Penalties-Yards	6-45	3-16	Penalties-Yards	4-26	3-35
Possession Time	30:43	29:17	Possession Time	33:28	26:32	Possession Time	31:34	28:26
Third-Down Conversions	4 of 14	7 of 12	Third-Down Conversions	5 of 11	6 of 14	Third-Down Conversions	5 of 15	5 of 15
Fourth-Down Conversions	1 of 2	0 of 0	Fourth-Down Conversions	1 of 2	0 of 0	Fourth-Down Conversions	1 of 2	2 of 4
Red-Zone Scores-Chances	2-4	4-5	Red-Zone Scores-Chances	5-5	2-2	Red-Zone Scores-Chances	5-6	2-2
Sacks By: Number-Yards	1-3	6-36	Sacks By: Number-Yards	1-14	1-3	Sacks By: Number-Yards	3-14	6-33
PAT Kicks	4-4	4-4	PAT Kicks	6-6	2-2	PAT Kicks	5-5	3-4
Field Goals	2-3	1-1	Field Goals	0-1	0-0	Field Goals	1-1	0-0

Kickoff time: 1:00 pm Elapsed time: 2:31 Officials: Referee: Bob Zahradka; Umpire: Pete Larkin; Linesman: Pete Vrieze; Line judge: Jeff Linehan; Back judge: George Drouches; Field judge: Chris Riba; Side judge: Jim Johnson.	Kickoff time: 2:30 pm Elapsed time: 2:40 Officials: Referee: Jim Harty; Umpire: Dan Schneibel; Linesman: Kim Anderson; Line judge: Eugene Lang; Back judge: Tom Harty; Field judge: Doug Hogan; Side judge: Craig Blumhardt.	Kickoff time: 1:00 pm Elapsed time: 2:52 Officials: Referee: Dave Lundquist; Umpire: Tim McGowan; Linesman: John Paige; Line judge: Scott Hill; Back judge: Tom Stephan; Field judge: Matt Kukar; Side judge: Pat Milinovich.
--	---	--

Temperature: 82; Wind: SSW 13mph; Weather: Sunny	Temperature: 68; Wind: S 10-15 mph; Weather: Sunny & Breezy	Temperature: 43 F; Wind: NNE 7 mph; Weather: Cloudy, Light rain
---	--	--

INDIVIDUAL STATISTICS

RUSHING (att-yds): MSUM-Gilles 11-31; McWilliams 7-12; Taffe 3-11; Small III 1-2; Scharpf 1-minus 7; Fry 10-minus 60. BSU-Kroepflin 14-98; Rongstad 6-83; Lee 4-49; Edholm 10-14; Solors 2-7; Sczepanski 1-1; TEAM 2-minus 2.	RUSHING (att-yds): BSU-Kroepflin 18-112; Rongstad 12-69; Edholm 3-32; Solors 6-29; Hemling 7-26; Johnsrud 1-5; Lee 1-4; TEAM 1-minus 1; Sczepanski 2-minus 5. NSU-Richardson 9-62; Fiegler 6-4; Henry 3-3; McGruder 2-2; Morrison 5-1.	RUSHING (att-yds): SCSU-Geiss 25-64; Steward 3-8; Geissler 2-6; TEAM 1-minus 1; Watkins 10-minus 28. BSU-Rongstad 12-96; Kroepflin 6-20; Edholm 12-16; Lee 2-0; Melton 0-9.
PASSING (att-comp-INT-yds): MSUM-Fry 20-28-0-265; Pluta 2-7-0-24. BSU-Edholm 8-11-0-78; Rongstad 1-2-0-21.	PASSING (att-comp-INT-yds): BSU-Edholm 6-10-1-70; Rongstad 5-5-0-88. NSU-Fiegler 18-32-1-184.	PASSING (att-comp-INT-yds): SCSU-Watkins 18-25-1-215. BSU-Edholm 17-31-1-200; Rongstad 2-4-0-21.
RECEIVING (rec-yds): MSUM-Scharpf 7-75; Johnson 6-77; Small III 2-27; Gilles 2-17; Davidson 1-44; Marlowe 1-27; Mandeville 1-13; Birr 1-11; McWilliams 1-minus 2. BSU-Abram 3-51; Solors 2-19; Lee 2-3; Henningson 1-21; Schultz 1-5.	RECEIVING (rec-yds): BSU-Lee 2-64; Berg 2-28; Henningson 2-21; Schultz 2-20; Solors 1-13; Leonhardt 1-9; Abram 1-3. NSU-Richardson 7-68; Migdal 3-30; Hanley 2-40; Morrison 2-1; McGruder 1-24; DesLauriers 1-11; Aho 1-9; Nance 1-1.	RECEIVING (rec-yds): SCSU-Williams 8-86; Allery 5-83; NuQuay 2-13; Geiss 2-10; Angellotti 1-23. BSU-Kroepflin 4-51; Berg 3-35; Henningson 3-30; Schultz 3-22; Lee 3-16; Leonhardt 2-10; Abram 1-57.
INTERCEPTIONS (no-yds): MSUM-none. BSU-none.	INTERCEPTIONS (no-yds): BSU-Wills 1-25. NSU-Henderson 1-0.	INTERCEPTIONS (no-yds): SCSU-Hansmann 1-50. BSU-Scheff 1-9.
FUMBLES: MSUM-Fry 2-1. BSU-Edholm 3-1.	FUMBLES: BSU-Sczepanski 1-0; Solors 1-0. NSU-Fiegler 1-1.	FUMBLES: SCSU-Kubes 1-0; Geiss 1-0. BSU-Rongstad 2-0; Schultz 1-1; Edholm 1-0.
SACKS (UA-A): MSUM-Dawson 0-1; Pryor 0-1. BSU-Lardinois 2-0; Anderson 2-0; Wills 0-1; Percak-Dennett 0-1; McMartin 1-0.	SACKS (UA-A): BSU-Christensen 1-0. NSU-Mulkey 0-1; Henderson 0-1.	SACKS (UA-A): SCSU-Godfredsen 2-0; Schwartz 0-1; Cole 0-1. BSU-Anderson 2-2; Percak-Dennett 1-1; Wills 1-1; Wick 0-1; Lardinois 0-1.
TACKLES (UA-A, min 5): MSUM-Larsen 3-11; Swart 1-5; Larson 2-3. BSU-Hrdlicka 3-6; Anderson 3-5; Mock 1-7; Wills 2-4; Scheff 2-4; Lardinois 4-1	TACKLES (UA-A, min 5): BSU-Sluzewicz 5-2; Crosby 2-4; Eagan 3-2. NSU-Alvarez 6-4; Olerud 4-5; Carvajal 5-2; Capers 3-4; Fahnhorst 4-1; Hurd 4-1; Wanner 3-2; Mulkey 1-4	TACKLES (UA-A, min 5): SCSU-Hansmann 5-5; Bradden 5-4; Kubes 4-5; Niedfeldt 3-5; Denne 1-4. BSU-Anderson 3-13; Scheff 5-9; Eagan 3-7; Crosby 3-5; Percak-Dennett 3-4; Sluzewicz 3-2



WAYNE STATE **10**
BEMIDJI STATE **21**

October 10, 2009
Bemidji, Minn. - Chet Anderson Stadium
Attendance: 1,069



BEMIDJI STATE **45**
MINN., CROOKSTON **6**

Oct. 17, 2009
Crookston, Minn. - Ed Widseth Field
Attendance: 486

Scoring Summary	1	2	3	4	Final	Scoring Summary	1	2	3	4	Final
Wayne State (5-2;4-2)	0	3	7	0	10	Bemidji State (6-2; 5-2)	14	6	13	12	45
Bemidji State (5-2;4-2)	0	7	0	14	21	Minn., Crookston (1-7; 0-7)	0	0	6	0	6

- 2 14:46 WSC - Hope 34 yd field goal 3-0
- 06:21 BSU - Leonhardt 22 yd pass from Edholm (Sundby kick) 3-7
- 3 06:44 WSC - Fluellen 7 yd run (Hope kick) 10-7
- 4 13:59 BSU - Kroepflin 3 yd run (Sundby kick) 10-14
- 02:15 BSU - Henningson 23 yd pass from Edholm (Sundby kick) 10-21

- 1 13:46 BSU - Leonhardt 21 yd pass from Edholm (Sundby kick) 7-0
- 07:53 BSU - Leonhardt 15 yd pass from Edholm (Sundby kick) 14-0
- 2 14:24 BSU - Leonhardt 21 yd pass from Edholm (Sundby failed)20-0
- 3 11:44 BSU - Metz 10 yd pass from Edholm (Sundby failed) 26-0
- 06:25 UMC - Williams 9 yd pass from Ennis (Myers blocked) 26-6
- 03:15 BSU - Berg 13 yd pass from Edholm (Sundby kick) 33-6
- 4 12:08 BSU - Kroepflin 3 yd run (Sundby failed) 39-6
- 00:00 BSU - Hemling 2 yd run 45-6

TEAM STATISTICS

Team Statistics	WSC	BSU
FIRST DOWNS	9	23
RUSHES-YARDS (NET)	19-56	64-181
PASSING YDS (NET)	150	143
Passes Att-Comp-Int	26-12-0	21-12-1
TOTAL OFFENSE PLAYS-YDS	45-206	85-324
Fumble Returns-Yards	0-0	0-0
Punt Returns-Yards	2--5	2-19
Kickoff Returns-Yards	4-78	3-29
Interception Returns-Yards	1-9	0-0
Punts (Number-Avg)	4-37.2	3-35.7
Fumbles-Lost	0-0	2-0
Penalties-Yards	2-25	5-58
Possession Time	15:54	44:06
Third-Down Conversions	1 of 9	13 of 21
Fourth-Down Conversions	0 of 3	3 of 4
Red-Zone Scores-Chances	2-3	1-1
Sacks By: Number-Yards	2-12	1-9
PAT Kicks:	2-2	3-6
Field Goals:	2-3	0-0

Kickoff time: 1:00 pm
Elapsed time: 2:21
Officials: Referee: Jim Harty; Umpire: Dan Schneible; Linesman: Casey Anderson; Line judge: Eugene Lang; Back judge: Tom Harty; Field judge: Doug Hogan; Side judge: Craig Blumhardt

Temperature: 29; **Wind:** W 21-26; **Weather:** Cold, light snow

INDIVIDUAL STATISTICS

RUSHING (att-yds):
WSC-Fluellen 10-31; Ferris 3-12; Pulscher 3-9; Bruno 1-5; Melvin 2-minus 1. BSU-Kroepflin 28-100; Rongstad 16-53; Edholm 12-18; Metz 5-12; Dale 1-0; TEAM 2-minus 2.

PASSING (att-comp-INT-yds):
WSC-Fluellen 12-26-0-150. BSU-Edholm 8-15-1-116; Rongstad 4-6-0-27.

RECEIVING (rec-yds):
WSC-Masters 5-69; Bruno 4-43; Montgomery 1-29; Davis 1-9; Melvin 1-0. BSU-Schultz 3-37; Leonhardt 3-36; Dale 2-32; Henningson 2-30; Metz 2-8.

INTERCEPTIONS (no-yds):
WSC-Reeves 1-9. BSU-none.

FUMBLES:
WSC-None. BSU-Metz 1-0; Dale 1-0.

SACKS (UA-A):
WSC-Hale 1-0; Janssen 1-0. BSU-Wills 0-1; Anderson.

TACKLES (UA-A, min 5):
WSC-Bazata 0-18; Pokorny 4-12; Reeves 3-9; Swanson 3-9; Janssen 4-7; Livingston 6-1; Greenway 3-3; Molacek 1-5; Gardner 1-5; Hale 2-3; Jones 1-4. BSU-Ellison 5-4; Lardinois 3-2; Scheff 3-2.

TEAM STATISTICS

Team Statistics	BSU	UMC
FIRST DOWNS	24	13
RUSHES-YARDS (NET)	49-276	25-100
PASSING YDS (NET)	179	85
Passes Att-Comp-Int	15-11-1	25-12-3
TOTAL OFFENSE PLAYS-YDS	64-455	50-185
Fumble Returns-Yards	0-0	0-0
Punt Returns-Yards	0-0	1-7
Kickoff Returns-Yards	1-8	5-63
Interception Returns-Yards	3-29	1-17
Punts (Number-Avg)	1-39.0	3-22.0
Fumbles-Lost	0-0	0-0
Penalties-Yards	7-75	4-30
Possession Time	36:22	23:38
Third-Down Conversions	10 of 12	4 of 12
Fourth-Down Conversions	0 of 0	0 of 2
Red-Zone Scores-Chances	6-6	1-1
Sacks By: Number-Yards	2-9	0-0
PAT Kicks:	3-6	0-1
Field Goals:	0-0	0-0

Kickoff time: 1:00 pm
Elapsed time: 2:25
Officials: Referee: Jerry Tiegs; Umpire: Jeremiah Miller; Line man: Jeff Johnson; Line judge: Tony Dooher; Back judge: Bob Norman; Field judge: Dave Robinson; Side judge: Matt Olson.

Temperature: 41; **Wind:** S 10-15 mph; **Weather:** Cold and Cloudy

INDIVIDUAL STATISTICS

RUSHING (att-yds):
BSU-Kroepflin 22-127; Rongstad 10-86; Hemling 12-38; Edholm 4-24; Dale 1-1. UMC-McBride 18-99; Ennis 4-2; Lecher 1-2; Miller 1-1; Lunsford 1-minus 4.

PASSING (att-comp-INT-yds):
BSU-Edholm 11-15-1-179. UMC-Ennis 12-25-3-85.

RECEIVING (rec-yds):
BSU-Leonhardt 4-82; Metz 2-40; Berg 2-38; Rongstad 1-8; Dale 1-7; Wakefield 1-4. UMC-Williams 6-51; King 2-19; Stenger 2-5; McBride 1-7; Ogorek 1-3.

INTERCEPTIONS (no-yds):
BSU-Hrdlicka 1-22; Eagan 1-7; Ellison 1-0. UMC-Roed 1-17.

FUMBLES:
BSU-none. UMC-none.

SACKS (UA-A):
BSU-Anderson 1-1; Pitman 0-1. UMC-None.

TACKLES (UA-A, min 5):
BSU-Anderson 2-5; Schmidt 3-3; Crosby 3-3; Eagan 3-2. UMC-Brekken 4-4; Myers 3-4; Gruhot 2-5; Overby 3-3; Burdick 1-5; Pierce 2-3; Ortega 2-3.