



BEMIDJI STATE FOOTBALL

Game notes - Issue 10 - November 6, 2010 - Bemidji State at St. Cloud State

Beavers travel to No. 25 St. Cloud State in NSIC North battle Bemidji State looks to end six game skid versus Huskies



Bemidji State BEAVERS

6-3; 5-3 NSIC

IN THE POLLS

nr AFCA
nr d2football.com
nr Super Region 3

2010 LEADERS

Rushing: D. Kroepflin
132 att. / 667 yds / 9TD
Passing: D. Edholm
117-224-8 / 1348 yds / 11TD
Receiving: B. Leonhardt
26 rec. / 320 yds / 2TD
Tackles: C. Crosby
30s-43a=73 total



St. Cloud State HUSKIES

7-2; 7-1 NSIC

IN THE POLLS

25 AFCA
22 d2football.com
6 Super Region 3

2010 LEADERS

Rushing: P. Klaphake
99 att. / 602 yds / 9TD
Passing: P. Klaphake
144-224-18 / 2001 yds / 18TD
Receiving: F. Williams
60 rec. / 1004 yds / 12TD
Tackles: T. Kubes
36s-20a=56 total

SETTING THE SCENE

Date: Saturday, November 6, 2010
Location: St. Cloud State, Minn.
Kickoff: 1:00 p.m.
Stadium: Husky Stadium
Stadium Capacity/Surface: 4,198/field turf
Local Radio:



Play-by-play: Brian Schultz
Analyst: Brian Bissonette
Sidelines: none
Internet Audio: www.wmisfm.com/ and
www.beaverradionetwork.com
Local Television: none
Play-by-Play: none
Analyst: none
Web cast: www.pennatlantic.com



THE GAME

The Bemidji State University football team (6-3; 5-3 NSIC, 3-1 NSIC North) travel to St. Cloud University (7-2; 7-1 NSIC, 3-1 NSIC North) Nov. 6 at Husky Stadium for a Northern Sun Intercollegiate Conference North contest. The Beavers are winners of their last three games, coming off a 41-13 win against Northern State at Chet Anderson Stadium last Saturday. The Huskies had their go at then-No. 2, now No. 1 Minnesota Duluth, losing 40-17 after trailing 13-10 at the half in Duluth.

THE SERIES

The Beavers and Huskies have been hitting the gridiron since 1927, but back then the two schools were named Bemidji Teacher's College and St. Cloud Teacher's College. St. Cloud State holds the advantage in the series 16-43-3. The two teams have only met twice since 1981 with SCSU winning both contests, including last year's 38-27 victory that spoiled the Beavers' homecoming. The Huskies have won six straight games against BSU and own a 16-5-3 record in St. Cloud.

THE COACHES

Bemidji State: Jeff Tesch is in his 15th season roaming the sidelines at Bemidji State. He has posted an overall record of 97-63 (.606), which includes a 73-46 (.613) mark in NSIC tilts. In 15 seasons, Tesch has established BSU standards for games coached (160), victories (97), career winning percentage (.606) and conference wins (73). Prior to his tenure at BSU, Tesch, a two-time NSIC Coach of the Year (1999 and 2006), spent 12 years as an assistant at North Dakota, two on the staff of Central Missouri and one season at Montana State.

St. Cloud State: Scott Underwood was introduced as head coach of Husky Football on March 25, 2008. Underwood is the 12th head football coach in the history of Husky football. Prior to being named the St. Cloud State head coach, Underwood had been the defensive coordinator for the Huskies since 2001. In 2008, his first season at the helm, Underwood guided the Huskies to a 7-4 overall record, fourth place in the NSIC with a 7-3 mark and second place in the NSIC North Division with a 5-1 record. The 2009 season was almost identical to 2008. The Huskies were 7-4 overall, tied for third overall in the NSIC with a 7-3 record, and placed second in the NSIC North with a 5-1 mark. Prior to joining the St. Cloud State staff in 2001, Underwood was the inside linebackers coach at the University of North Dakota for four seasons, and coached two NCAA playoff teams. From 1993 to 1996, he served as the defensive coordinator at the University of Sioux Falls. Underwood began his coaching career at his alma mater, Augustana College, where he spent five seasons as the defensive secondary coach, following a four-year career at defensive back for the Vikings from 1984 to 1988.

THE PROGRAM

Bemidji State's all-time record is 314-397-24 (.444) dating back to 1926, which includes a 176-248-9 (.417) mark in NSIC play. The Beavers own five conference titles (1947, 50, 57, 59 and 2006) and count the 2006 Mineral Water Bowl as their first post-season appearance. Under the direction of Tesch, BSU has posted winning records in 11 of the last 12 years and have registered eight consecutive winning home campaigns.

2010 SCHEDULE

Aug. 27	at Minot (N.D.) State	W, 24-7
Sept. 11	• Augustana	L, 10-0
Sept. 18	• at Southwest Minnesota State	W, 30-14
Sept. 25	• at Minnesota Duluth	L, 44-21
Oct. 2	• Upper Iowa	W, 51-12
Oct. 9	• at Concordia-St. Paul	L, 20-14
Oct. 16	• at MSU Moorhead	W, 14-6
Oct. 23	• U-Mary	W, 23-22
Oct. 30	• Northern State	W, 41-13
Nov. 6	• at St. Cloud State	1:00 p.m.
Nov. 13	• Minnesota, Crookston	1:00 p.m.

• Northern Sun Intercollegiate Conference contest
All times local

QUICK FACTS

UNIVERSITY INFORMATION

Location:	Bemidji, Minn.
Founded:	1919
Enrollment:	5,020
Conference:	Northern Sun Intercollegiate
Website:	www.northernsun.org
Affiliation:	NCAA Division II
Nickname:	Beavers
School Colors:	Green & White
PMS Color:	Green (PMS 3305)
Home Field:	Chet Anderson Stadium
Surface (capacity):	Natural Grass (3,500)
President:	Dr. Richard Hanson
Athletics Director:	Dr. Rick Goeb
Head Trainer:	Bill Crews
Assistant Trainers:	Corinne Dauksavage & Travis Shock
Trainer Phone:	(218) 755-2769
Equipment Manager:	Justin Enfield
Equipment Phone:	(218) 755-3292
Compliance/SWA:	Sarah Levesque
Athletics Secretary:	Deb Slough
Athletics Phone:	(218) 755-2941

TEAM INFORMATION

2009 Record:	8-3
NSIC Record:	7-3/4-2 (t-3rd / 3rd North Div.)
Starters Returning:	21 (11 O / 9 D / 1 ST)
Starters Lost:	3 (0 O / 3 D / 0 ST)
Letterwinners Returning:	46 (23 O / 21 D / 2 ST)
Letterwinners Lost:	12 (13 O / 9 D / 0 ST)

PROGRAM HISTORY

First Year of Football:	1926
All-Time Record:	314-397-24 (.444)
NSIC Titles:	5 (1947-50-57-59-2006)
Years in Post-Season Play:	1 (2006)
Mineral Water Bowl	L, 35-27 (Pittsburg St.)

COACHING STAFF

Head Coach	Jeff Tesch
Alma Mater	Moorhead State '78
Office Phone:	(218) 755-2772
e-mail	jtesch@bemidjistate.edu
Record at BSU:	97-63 (15th season)
Career Record:	97-63 (15th season)
Assistants:	
Rich Jahner	Ass't HC/Co-DC/S
Brent Bolte	Co-DC/LB
Eric Medberry	OC/QB
Dr. Ken Traxler	DT
Neil Linhart	WR
Gordie Houg II	RB
Adrian Dunn	DL
Karson Pike	DB

ATHLETIC MEDIA RELATIONS

Asst. Dir./Football:	Dax Larson (Minnesota State '07)
Office:	(218) 755-2763
Cell:	(612) 718-0729
e-mail:	dlarson@bemidjistate.edu
SID Fax:	(218) 755-3898

Bemidji State Football

2010 NSIC STANDINGS

	NSIC			Overall		
	W	L	Pct	W	L	Pct
1 Augustana	8	0	1.00	9	0	1.000
Minn. Duluth	8	0	1.00	9	0	1.000
3 St. Cloud State	7	1	.875	7	2	.778
4 ►BEMIDJI ST.	5	3	.625	6	3	.667
Concordia-St. Paul	5	3	.625	6	3	.667
Winona State	5	3	.625	6	3	.667
7 Minnesota State	4	4	.500	5	4	.556
Wayne St. (Neb.)	4	4	.500	5	4	.556
9 SW Minn. St.	3	5	.375	4	5	.444
10 MSU Moorhead	2	6	.250	2	7	.222
U-Mary	2	6	.250	2	7	.222
Upper Iowa	2	6	.250	2	7	.222
13 Northern State	1	7	.125	1	8	.111
14 Minn., Crookston	0	8	.000	1	8	.111

2010 NATIONAL POLLS

	NCAA Regional		d2football.com
	AFCA	AFCA	
Augustana	1	7	9
►BEMIDJI ST.	nr	nr	nr
Concordia-St. Paul	nr	nr	nr
U-Mary	nr	nr	nr
MSU Moorhead	nr	nr	nr
Minn. Duluth	2	1	1
Minn., Crookston	nr	nr	nr
Minn. State	nr	nr	nr
Northern State	nr	nr	nr
SW Minnesota St.	nr	nr	nr
St. Cloud St.	6	25	22
Upper Iowa	nr	nr	nr
Wayne State	nr	nr	nr
Winona State	9	nr	nr

Polls through Nov. 2, 2010

ALL-TIME NSIC VICTORIES

	NSIC Only			
	W	L	T	Pct.
Augustana	22	6	0	.786
Minnesota Duluth	190	76	5	.710
Minnesota State	117	72	8	.614
St. Cloud State	153	95	9	.613
►Michigan Tech	71	53	1	.572
Concordia-St. Paul	55	46	0	.545
Northern State	105	90	3	.541
MSU Moorhead	210	201	9	.511
U-Mary (N.D.)	18	19	0	.486
Wayne St. (Neb.)	49	52	0	.485
Winona State	197	220	8	.473
►Minnesota-Morris	99	117	4	.459
►BEMIDJI STATE	176	247	9	.418
SW Minnesota State	100	178	5	.362
Upper Iowa	11	34	0	.244
Minn.-Crookston	17	75	0	.185

► former NSIC members

QUICK COUNT

- Junior kicker/punter **Jesse Sundby** was named *NSIC Special Teams Player of the Week* Oct. 25 after kicking three field goals and two extra points for 11 total points, including the game-winning 26-yard field goal.
- Sophomores **Lance Rongstad** and **Justin Lee** are the only players in the NSIC to throw, catch and rush for a touchdown this season.
- BSU is 5-0 this season when scoring first and 6-0 when leading after the first quarter.
- The Beavers are 5-1 when sophomore **Dustin Kroeplin** rushes for a touchdown this season and 13-1 in his two-year career.
- BSU currently ranks in the top 25 in the NCAA stats summary in six categories, punt returns (13th, 15.6 yds/return), scoring defense (15th, 16.4 pts/game), total defense (19th, 270.8 yds allowed), pass defense (22nd, 162.6 yds/game), sacks (T22nd, 2.78 sacks/game) and rushing defense (25th, 108.2 yds/game). In NSIC statistics, the Beavers are first in sacks, second in punt returns, pass defense, total defense and tackles for loss (40th nationally, 7.44 tackles for loss/game), while sitting third in scoring defense.
- Senior **Rob Wills** is tied for 18th nationally in tackles for loss (1.67/game) and tied for 24th in sacks (.83/game), sitting second in the conference in tackles for loss and third in sacks. Kroeplin is 46th in the nation and third in the conference in rushing (83.4 yds/game). Sophomore **Cory Crosby** is tied for 74th nationally and fifth in the league in tackles (73, 8.11/game).
- Before allowing 21 third quarter points to Minnesota Duluth Sept. 25, the Beavers had yet to allow a single point in the second half of their three previous games. With a touchdown and zeros on the clock in the fourth quarter, Upper Iowa (Oct. 2) ended BSU's run of not allowing points in the final frame. Allowing just 16 points in the fourth quarter is tops in the conference. The Beavers have scored 100 points on the back end of halftime, while allowing 55, which is third in the NSIC behind No. 2 UMD and No. 8 Augustana.
- Senior quarterback **Derek Edholm** has established the BSU career records for touchdown passes (53), completions (453) and total offensive yards (5,898). He needs 15 pass attempts and 42 passing yards to move into sole possession of those records as well.
- Senior wide receiver **Andrew Schultz** surpassed the 1,000 yards receiving plateau for his career Oct. 2 on a 19 yard touchdown in the first quarter of the 51-12 victory. The following week at Concordia University, he passed the 100 career receptions mark.
- Bemidji State was ranked No. 5 in the NSIC Preseason Coaches' Poll and No. 22 in the USA Today Division II Preseason Top 25.
- BSU returned 21 of 24 starters from the 2009 squad, including 10 all-conference players.

THE LINE ON THE LINES



Bemidji State returns its entire offensive line from last season, including all-conference players junior left tackle **Davis Mickelson** and junior center **Cory Immerman**. Last season the line protected an all-conference first team quarterback in **Derek Edholm** and all-conference honorable mention running back **Dustin Kroeplin**. On the defensive front, BSU returns two of its three starters from a year ago, including 2008 *Second-Team All-NSIC* **Rob Wills** and 2009 *First-Team All-NSIC* pick **Jordan Lardinois**.

HOME COOKIN'



At home, the Beavers now have a streak of nine winning seasons, owning a 3-1 home record this season and just one home game left to play. Since **Jeff Tesch** took the helm of the BSU football program prior to the 1996 season, the Beavers have posted a 51-21 overall record with a 41-15 mark in NSIC play at "The Chet." Tesch and the Beavers own undefeated home slates in 1998 (4-0), 2000 (5-0) and 2005 (4-0).

2010 STATS BEMIDJI STATE AT ST. CLOUD STATE: TEAM COMPARISON

BEMIDJI STATE (6-3 / 5-3 NSIC)			
Team Statistics	BSU	OPP	
Points/Gm	24.2	16.4	
First Downs	168	137	
Rush Yds/Gm	172.6	108.2	
Pass Yds/Gm	153.3	162.6	
Total Offense/Gm	325.9	270.8	
Fumbles-Lost	14-9	13-7	
Penalty Yds/Gm	46.1	51.7	
Possession/Gm	30:59	29:01	

ST. CLOUD STATE (7-2 / 7-1 NSIC)			
Team Statistics	SCSU	OPP	
Points/Gm	31.3	17.9	
First Downs	181	149	
Rush Yds/Gm	203.9	104.4	
Pass Yds/Gm	225.9	219.0	
Total Offense/Gm	429.8	323.4	
Fumbles-Lost	15-3	18-11	
Penalty Yds/Gm	48.8	31.7	
Possession/Gm	30:47	28:54	

2010 TEAM RANKINGS				
	BSU		SCSU	
	NCAA	NSIC	NCAA	NSIC
Offense				
Rushing	38	5	20	2
Passing	120	13	52	5
Total	94	10	24	2
Scoring	T89	7	46	3
Pass Effic.	99	12	14	2
Defense				
Rushing	25	4	21	3
Passing	22	2	102	11
Total	19	2	43	6
Scoring	15	3	26	5
Pass Effic.	39	4	60	5
Turnovers	T106	11	3	1
Special Teams				
Punting	48	7	105	12
Punt Returns	13	2	70	4
Kick Returns	124	10	143	12

AFCA TOP 25 / COACHES POLL

Nov. 1, 2010 Week 10		
Rk	School	Record
1.	Minnesota-Duluth (24)	9-0
2.	Abilene Christian (Texas) (2)	9-0
3.	Northwest Missouri St.	7-1
4.	Texas A&M-Kingsville	8-1
5.	Albany St. (Ga.)	9-0
6.	Central Missouri	9-1
7.	Augustana (S.D.)	9-0
8.	Grand Valley St. (Mich.)	8-1
9.	Nebraska-Kearney	8-1
10.	Valdosta St. (Ga.)	7-1
11.	Shepherd (W.Va.)	9-0
12.	California (Pa.)	8-1
13.	Bloomsburg (Pa.)	8-1
14.	West Texas A&M	7-2
15.	Kutztown (Pa.)	9-0
16.	Colorado School of Mines	8-1
17.	Hillsdale (Mich.)	7-2
18.	North Alabama	7-2
19t.	Midwestern St. (Texas)	7-2
19t.	St. Augustine's (N.C.)	8-1
21.	Mercyhurst (Pa.)	7-2
22.	Fort Valley St. (Ga.)	8-1
23.	New Haven (Conn.)	8-1
24.	Wayne St. (Mich.)	7-2
25.	St. Cloud State (Minn.)	7-2

Dropped Out: Winston-Salem St. (N.C.) (18), Delta St. (Miss.) (19).

Others Receiving Votes: Morehouse (Ga.), 25; Michigan Tech, 21; Winston-Salem St. (N.C.), 19; Central Washington, 15; Tuskegee (Ala.), 10; Ashland (Ohio), 9; Colorado St.-Pueblo, 6; Carson-Newman (Tenn.), 5; Concord (W.Va.), 4; Delta St. (Miss.), 4; Humboldt St. (Calif.), 4; Shaw (N.C.), 4; Wingate (N.C.), 4; Washburn (Kan.), 3; Southwest Baptist (Mo.), 1.

d2football.com TOP 25

Nov. 2, 2010 Week 9		
Rk	School	Record
1	Minnesota-Duluth	9-0
2	Abilene Christian	9-0
3	Northwest Missouri	7-1
4	Texas A&M-Kingsville	8-1
5	Valdosta State	7-1
6	Albany State	9-0
7	Central Missouri	9-1
8	Nebraska-Kearney	8-1
9	Augustana	9-0
10	Grand Valley	8-1
11	West Texas A&M	7-2
12	Shepherd	9-0
13	California	8-1
14	Bloomsburg	8-1
15	Kutztown	9-0
16	Colorado Mines	8-1
17	Hillsdale	7-2
18	North Alabama	7-2
19	Midwestern State	7-2
20	Mercyhurst	7-2
21	St. Augustine's	8-1
22	St. Cloud	8-2
23	Delta State	6-3
24	Wayne State (Mi)	7-2
25	Fort Valley	8-1

* 2010 opponents in bold

Bemidji State Football

BSU'S RECORD WHEN...

	2010	Since '99
Overall...	6-3	87-46
...at home	3-1	44-15
...away	3-2	37-28
...neutral site	0-0	6-4
BSU scores 1st	5-0	63-12
Opp scores 1st	1-3	23-31
Leading after 1st	6-0	56-3
Trailing after 1st	0-3	11-31
Tied after 1st	0-0	19-9
Leading at half	4-0	72-4
Trailing at half	2-3	11-34
Tied at half	0-0	4-5
Leading after 3rd	6-0	74-7
Trailing after 3rd	0-3	8-36
Tied after 3rd	0-0	5-0
Biggest Halftime Lead	31	49
Biggest Halftime Deficit	16	34
Rushing for < 100 yds	0-2	4-18
Allowing < 100 rush yds	3-1	42-8
Rushing for 200+ yds	3-0	43-2
Allowing 200+ rush yds	0-2	8-23
Passing for 200+ yds	0-0	39-20
Allowing 200+ pass yds	1-2	31-26
400-499 yds of total offense	4-0	35-9
500+ yds of total offense	0-0	12-2
allowing 400+ yards	0-1	13-21
Shutouts	0-1	6-1
Scoring ≤ 7 points	0-1	0-6
Scoring 8-19 points	1-1	4-10
Scoring 20-29 points	2-1	28-19
Scoring 30-39 points	1-0	19-5
Scoring 40-49 points	1-0	24-2
Scoring 50+ points	1-0	11-0
Allowing ≤ 7 points	2-0	25-0
Allowing 8-19 points	3-1	30-4
Allowing 20-29 points	1-1	23-9
Allowing 30-39 points	0-0	7-16
Allowing 40-49 points	0-1	2-12
Allowing 50+ points	0-0	1-3
Decided by ≤ 3 points	1-0	11-4
Decided by 4-7 points	0-1	7-10
Decided by 8-14 points	1-1	22-9
Decided by 15-20 points	1-0	7-9
Decided by > 21 points	3-1	39-10
More turnovers than opp.	3-3	19-28
Fewer turnovers than opp.	2-0	52-11
Turnovers even	1-0	16-3
Leading in penalty yards	3-1	50-11
Trailing in penalty yards	3-2	35-32
Penalty yards even	0-0	1-0
Leading in time of poss.	5-1	55-16
Trailing in time of poss.	1-2	32-27
Leading in 1st downs	6-0	62-12
Trailing in 1st downs	0-3	17-29
First downs even	0-0	8-2

SEEING RED ZONE

The Beavers spent the 2009 season scoring 35 of the 39 times (89.7-percent) they entered the red zone, scoring 31 touchdowns. The mark ranked second in the NSIC. This season, the Beavers are 27-of-31 (87.1%), scoring 167 points (22 TDs and five FGs) to rank second in the NSIC.

BSU IN THE NCAA

Bemidji State finished 2009 ranked among NCAA Division II's top 20 in four statistical categories. This season, BSU ranks in top 25 in the NCAA stats summary in six categories, punt returns (13th, 15.6 yds/return), scoring defense (15th, 16.4 pts/game), total defense (19th, 270.8 yds allowed), pass defense (22nd, 162.6 yds/game), sacks (T22nd, 2.78 sacks/game) and rushing defense (25th, 108.2 yds/game). Senior **Rob Wills** is tied for 18th nationally in tackles for loss (1.67/game) and tied for 24th in sacks (.83/game), sitting second in the conference in tackles for loss and third in sacks. Sophomore **Dustin Kroepelin** is 46th in the nation and third in the conference in rushing (83.4 yds/game). Sophomore **Cory Crosby** is tied for 74th nationally and fifth in the league in tackles (73, 8.11/game).

SPECIAL TEAMS PLAYER OF THE WEEK

Junior kicker/punter **Jesse Sundby** was announced *Northern Sun Intercollegiate Conference Special Teams Player of the Week* Oct. 25. Sundby kicked a 26-yard field goal with 21 seconds remaining in the fourth quarter to give the Beavers the 23-22 victory against University of Mary. The field goal was his third of the game (36, 28, 26), which established a career-high and was the first time since 2000 a BSU kicker made three field goals in a game. The three field goals ties him for the second most by an NSIC kicker this season. His first field goal was from 36 yards out, a career-long for the junior. Adding two extra points, Sundby totaled 11 points in the game, establishing another career-mark. He also punted six times, totaling 250 yards (41.7 yards per kick), with a long of 58 and one touchback.

This season, Sundby is 5-for-6 (83.3%) in field goals and 22-for-24 (91.7%) on extra points to rank as one of the most consistent overall kickers in the league. He is the first member of the Bemidji State football team to win the award since he earned special teams honors last season after the Minnesota State University Moorhead game Sept. 19.

TAKE IT TO THE HOUSE, TAKE TO THE HOUSE

Junior linebacker **Luke Knutson** turned BSU's first fumble recovery of the season into a 62 yard touchdown in the game against Minnesota Duluth Sept. 25, marking the first BSU fumble recovery for a touchdown since Sept. 19, 2004 when Seth Iverson returned a fumble 62 yards versus Wisconsin-River Falls.

On Oct. 2 against Upper Iowa, sophomore linebacker **Cory Crosby** found an errant pass in his hands and ran it 10 yards into the end zone for a score. It served as his first career interception and first career points. The last Beaver to return an interception for a touchdown was current senior defensive lineman **Rob Wills** against Minnesota State University, Mankato last season.

Senior defensive end **Jordan Lardinois** got in on the scoring Oct. 23 against University of Mary, picking up a fumble forced by linemate junior **Josh Beste** and rumbling 30 yards for his first-career touchdown.

BALL HOGS

Bemidji State finished last season tops in the NSIC in time of possession, leading the category in nine of its 11 games. The Beavers currently hold a slim 30:59-29:01 advantage this season after nine games of play.

KEEP 'EM UNDER 100

The Bemidji State defense has been hard on opposing rushing attacks for the past four seasons. Despite allowing 235 yards versus Minnesota Duluth Oct. 24, 2009, the Beavers managed to keep their opponents to an average of just 81.2 yards per game to rank 7th in all of NCAA Division II in 2009.

In 2009 the Beavers went 8-1 when holding their opponent under 100 yards and since 1999, BSU is 41-8 when allowing fewer than 100 rushing yards. UMD's Isaac Odum (139 in 2008 and 106 in 2009) and CU's Sam Campbell (137 in 2010) are the only running backs to gain over 100 yards versus BSU since Oct. 18, 2008.

The Beavers started the 2010 campaign on the right foot, knocking the Minot State running game backwards -10 yards and then holding Augustana to 63 yards rushing, following that performance with a stingy 31 rushing yards allowed against Southwest Minnesota State. BSU had a uncharacteristic three games Sept. 25-Oct. 9, allowing 235 yards to Minnesota Duluth (Sept. 25), 139 to Upper Iowa (Oct. 2) and 227 to Concordia University (Oct. 9). The Beavers got back on track against MSU Moorhead (Oct. 16), allowing just 71 yards rushing. U-Mary posted 105 yards on the ground against BSU Oct. 23 and Northern State posted 110 Oct. 30.

AIR TRAFFIC CONTROL

Known for its run defense the 'Gang Green' has been better defending the pass this season, allowing just 162.6 yards per game through the air, ranking them second in the conference and 22nd in the nation. It is fourth in the league in pass defense efficiency with a score of 112.1. After nine games, BSU opponents have completed just 127 passes in 243 attempts (52.3%) with seven interceptions.

BSU ATHLETIC MEDIA RELATIONS

1500 Birchmont Drive NE #29
Bemidji, MN 56601
phone (218) 755-4603
fax..... (218) 755-3898
web..... www.bemidjistate.edu/athletics
Dax Larson, Asst. Director / Football contact
cell..... (612) 718-0729
e-mail dlarson@bemidjistate.edu

Internet Services

Bemidji State provides extensive Internet information resources for those covering BSU football and its 16 other athletics programs.

The BSU athletics website contains schedules, rosters, updated statistics and some historical information from previous seasons. Print-quality photos of BSU players and coaches are also available for download.

Official BSU athletics website:

- <http://www.bsubeavers.com>
- Informational resources for those covering BSU football is available on other reputable websites which cover college football:
- <http://www.northern.sun.org>
- <http://www.d2football.com>

Weekly Game Notes

Bemidji State's weekly game-notes package is completed and made available on-line **Wednesday afternoons** during the season, following the release of national statistical leaders by the NCAA. BSU's game notes are in Adobe PDF format and will be distributed via *electronic means only* (e-mail or web). Due to the size of the release, fax distribution will be **by request only**.

Please contact the BSU Office of Athletic Media Relations if you wish to be added to the BSU football e-mail distribution list.

Game-Day Services

Gameday packages containing programs, flip-cards with rosters and officials for the game, notes (for both teams when available) and other information will be available in the press box prior to all home contests.

Final statistics include a scoring summary, team stats, individual offensive and defensive stats, drive charts and a play-by-play with by-quarter stats. Game notes and quotes from coaches and selected players will also be available. Telephone, copier and fax services are available on a first-come, first-served basis.

Credentials / Pass List

Season credentials will be issued to all media covering the Beavers on a regular basis.

For single-game passes and credentials, contact the BSU Office of Athletic Media Relations no less than 24 hours before the scheduled starting time of the event. Credential requests must be submitted via fax on official letterhead. Credentials will be issued only to representatives of an accredited media outlet who will be working in an official capacity to cover a BSU event. No credentials will be issued to friends, spouses, children or family members. **Credentials remain the property of Bemidji State University and may be revoked at any time.**

Interview Policies

All player interviews outside of post-game and practice time must be arranged through the BSU Office of Athletic Media Relations. For interviews with coaches, contact the athletic media relations office at (218) 755-2763. By NCAA rule, no player interviews will be available on gameday until the conclusion of that day's contest.

Bemidji State Football

PICK-HAPPY

In the Beavers' final four games of 2009 they totaled nine interceptions, which include three versus Minnesota-Crookston Oct. 17 and three versus U-Mary Oct. 31. BSU failed to get a pick against Minot State (Aug. 26), but got an important one against Augustana College when freshman **Chris Bellinger** intercepted a pass in the end zone. BSU has seven interceptions this season by five different players, its most notable is **Cory Crosby's** 10 yard pick-six against Upper Iowa Oct. 2.

BEAVERS VERSUS RANKED OPPONENTS

In 2009, BSU faced four nationally-ranked opponents marking the first time the Beavers have battled four of the American Football Coaches Association's (AFCA) top 25 teams in the same season.

Bemidji State was 2-2 versus ranked opponents in 2009 dropping Winona State Oct. 12, then-ranked 20th and earning a 21-10 victory versus No. 14 Wayne State (Neb.) Oct. 10. The Beavers missed a 4-0 mark versus nationally-ranked by the narrowest of margins. BSU battled No. 10 Minnesota State to overtime Sept. 5 before falling to the Mavericks 37-34 and dropped a one-point game, 35-34, to No. 7 Minnesota Duluth Oct. 24. In 2010, BSU fell to the Bulldogs, who were ranked No. 2 in the AFCA poll, 44-21. Augustana found its way in the top 25 in the AFCA and DII Football polls after defeating Bemidji State 10-0 Sept. 11. The Beavers now face St. Cloud State Saturday, which stands 25th in the nation.

BSU TD PASS LEADER

With his third touchdown of the game against Northern State Oct. 30, **Derek Edholm** became the school's all-time career TD passer, moving past Geoff Martinson (51/1998-2001) and Nathan Sannes (51/2001-05). His 2009 25 TD passes tied for third on BSU's single-season list. Sannes sits atop the list with 27 TD passes in 2005. Edholm had his 10-game touchdown pass streak ended Sept. 11 against Augustana. It ran from Sept. 12, 2009 - Aug. 28, 2010.

BSU CAREER TD PASS LIST

TDs	Player	Year
53	Derek Edholm	2006-P
51	Geoff Martinson	1998-01
51	Nathan Sannes	2001-05

Stats available since 1971

Edholm also owns the school records for completions (453) and total offensive yards (5,898). He needs 15 pass attempts and 42 passing yards to move into sole possession of those records as well.

MAKING HIS MARK

Edholm also owns the school records for completions (453) and total offensive yards (5,898). He needs 15 pass attempts and 42 passing yards to move into sole possession of those records as well.

SCORING STREAK SNAPPED AT 133

With a 24-6 victory at Minot State to start the 2010 season, the Beavers had scored in 133 consecutive games. In a 10-0 loss to Augustana College at Chet Anderson Stadium Sept. 11 the streak ended. The last time BSU was held without a single point was Nov. 8, 1997 when Minnesota Duluth defeated BSU 41-0.

COACHING MILESTONES FOR TESCH

In his 15th season, BSU head coach **Jeff Tesch** has accumulated almost every coaching record at BSU. On Oct. 31, 2009 he accomplished two more feats. He posted his 90th career win. Ironically, it came in his 150th game coached at BSU.

WE'RE GOIN' STREAKIN'

Running back **Dustin Kroeplin** scored a TD in each of the Beavers' last nine games in 2009. During that stretch he posted 10 touchdowns, running eight in and catching two more. He did not play against Minot State (Aug. 28, 2010) and ended the streak in the loss to Augie (Sept. 11). He currently owns a five game scoring streak, finding the end zone seven times, all on the ground.

SEASON/CAREER NUMBERS WATCH

DEREK EDHOLM

Passing Yardage

5,293	Geoff Martinson (359-613-22)	1998-01
5,252	▷Derek Edholm (453-765-22)	2007-P
5,159	Nathan Sannes (368-637-24)	2001-05
4,230	Marty Follis (301-779-44)	1989-92
4,195	Jason Smith (317-578-21)	2000-03

Passing Attempts

779	Marty Follis (301-779-44)	1989-92
765	▷Derek Edholm (453-765-22)	2007-P
687	Scott Longenecker (305-687-44)	1974-77
637	Nathan Sannes (368-637-24)	2001-05
613	Geoff Martinson (359-613-22)	1998-01

Completions

453	▷Derek Edholm (453-765-22)	2007-P
368	Nathan Sannes (368-637-24)	2001-05
359	Geoff Martinson (359-613-22)	1998-01
317	Jason Smith (317-578-21)	2000-03
305	Scott Longenecker (305-687-44)	1974-77

Touchdown Passes

53	▷Derek Edholm	2007-P
51	Geoff Martinson	1998-01
51	Nathan Sannes	2001-05
46	Jason Smith	2000-03
35	Ben Morie	1998-99

Completion Percentage (min 300 att)

.605	Cory Wardrope (227-375-13)	2006-07
.592	▷Derek Edholm (453-765-22)	2007-P
.586	Geoff Martinson (359-613-22)	1998-01
.578	Nathan Sannes (368-637-24)	2001-05
.561	Ben Morie (290-517-19)	1998-99

Passing Efficiency (min 300 att)

151.4	Geoff Martinson (359-613-22)	1998-01
144.7	Nathan Sannes (368-637-24)	2001-05
137.6	Ben Morie (290-517-19)	1998-99
134.8	Jason Smith (317-578-21)	2000-03
134.0	▷Derek Edholm (453-765-22)	2007-P

Total Offensive Yardage

5,898	▷Derek Edholm (466-5252)	2007-P
5,782	Nathan Sannes (842-5,782)	2001-05
5,766	Eddie Acosta ^{RB} (1,039-5,766)	1999-03
5,461	Geoff Martinson (754-5,461)	1998-01
5,397	Marty Follis (1,209-5,397)	1989-92

Touchdowns Responsible For

74	Eddie Acosta ^{RB}	1999-03
64	▷Derek Edholm	2007-P
60	Nathan Sannes	2001-05
59	Geoff Martinson	1998-01
51	Jason Smith	2000-03

Total Offense Per Game (min 20 gms)

212.1	Ben Morie (20 gms)	1998-99
199.1	Scott Longenecker (21 gms)	1974-77
192.7	Nathan Sannes (30 gms)	2001-05
184.3	▷Derek Edholm (32 gms)	2007-P
179.4	Jason Smith (25 gms)	2000-03
174.1	Marty Follis (31 gms)	1989-92

ANDREW SCHULTZ 1,202 CAREER YDS/110 REC

Punt Returns Career

1,047	Jason Leden	1998-2001
882	A.J. Ritacco	1983-86
558	Anthony Schreiber	2004-07
371	▷Andrew Schultz	2007-P

JESSE SUNDBY

Points Scored - Kicking

170	Michael McDonald (128PAT, 14 FG)	2004-06
155	Neil Collier (110 PAT, 15 FG)	1999-02
136	Charlie Warring (61 PAT, 25 FG)	1981-84
133	Mike Guzzo (55 PAT, 26 FG)	1976-79
103	Paul Potemra (61 PAT, 14FG)	2007-2008
95	▷Jesse Sundby (68 PAT, 9 FG)	2008-P
55	Matt Wallace (22 PAT, 11 FG)	1992-93

PAT Kicks Made

128	Michael McDonald (128-141)	2004-06
110	Neil Collier (110-136)	1999-2002
68	▷Jesse Sundby (63-74)	2007-P
61	Charlie Warring (61-66)	1981-84
61	Paul Potemra (61-64)	2007-08
55	Mike Guzzo (55-57)	1976-79
31	David Hagen (31-40)	2003

DUSTIN KROEPLIN/BRANDON MILES

Career Rushing Yards

5,766 ^a	Eddie Acosta (1,308-5,766)	1999-03
3,887	Chris Meyer (889-3,887)	1996-99
2,972	John Gronski (540-2,972)	1986-89
2,822	Al Wolden (614-2,822)	1983-86
2,019	Tyler Olson (428-2,019)	2003-06
1,708	Ray Betton (371-1,708)	1989-90
1,619	▷Dustin Kroeplin (332-1,619)	2009-P
1,296	Ed Acosta (257-1,296)	1976
1,293	Mike Bakke (351-1,293)	1988-91
1,266	Alvaro Carvajal (234-1,266)	2004-05

Career Rushing Touchdowns

64	Eddie Acosta	1999-03
33	Chris Meyer	1996-99
29	Al Wolden	1983-86
27	John Gronski	1986-89
18	Marty Follis ^{QB}	1989-92
18	Alvaro Carvajal	2004-05
22	Tyler Olson	2003-06
19	▷Dustin Kroeplin	2009-P
15	Ed Acosta	1976
14	Scott Longenecker ^{QB}	1974-77

Career Yards Per Rush (min 200 rush)

5.55	Eddie Acosta (1,038-5,766)	1999-03
5.50	John Gronski (540-2,972)	1986-89
5.41	Alvaro Carvajal (234-1,266)	2004-05
5.04	Ed Acosta (257-1,296)	1976
4.88	Tyler Olson (363-1,771)	2003-06
4.877	▷Dustin Kroeplin (332-1,619)	2009-P
4.603	Ray Betton (371-1,708)	1989-90
4.596	Al Wolden (614-2,822)	1983-86
4.37	Chris Meyer (889-3,887)	1996-99
4.00	▷Brandon Miles (243-974)	2007-P

ROB WILLS

TACKLES FOR LOSS

SEASON	LEADER	
T-9TH	15.0	JAY HANSON, 20.0 1998
CAREER	LEADER	
T-10TH	30.0	BEN MCANINCH, 52.0 1995-98

YARDS FROM TACKLES FOR LOSS

SEASON	LEADER	
9TH	67	JAY HANSON, 133 1998
CAREER	LEADER	
10TH	125	JAY HANSON, 239 1998-99

QUARTERBACK SACKS

SEASON	LEADER	
T-8TH	7.5	JAY HANSON, 16.5 1998
CAREER	LEADER	
10TH	15.0	JAY HANSON, 26.5 1998-99

Bemidji State Football

THIS WEEK IN THE NSIC

Saturday, November 6

• U-Mary	at	Winona State	1:00 pm
• SW Minnesota State	at	Minnesota State	1:00 pm
• MSU Moorhead	at	Northern State	1:00 pm
• Minnesota Duluth	at	Minnesota, Crookston	1:00 pm
• Bemidji State	at	St. Cloud State	1:00 pm
• Augustana	at	Wayne State	2:30 pm
• Upper Iowa	at	Concordia-St. Paul	4:30 pm

RECENT SCORES IN THE NSIC

Saturday, October 30

• Bemidji State	def	Northern State	41-13
• Concordia-St. Paul	def	Minnesota, Crookston	41-7
• Upper Iowa	def	Wayne State	21-20
• Augustana	def	Minnesota State	17-13
• Minnesota Duluth	def	St. Cloud State	40-17
• U-Mary	def	MSU Moorhead	43-17
• Winona State	def	SW Minnesota State	44-19

• Northern Sun Intercollegiate Conference contest
Home team in **BOLD**

Last Time They Met

Oct. 3, 2009
Bemidji, Minn. - Chet Anderson Stadium
Attendance: 1,684

Scoring Summary	1	2	3	4	Final
St. Cloud State (4-1; 3-1)	14	14	7	3	38
Bemidji State (4-2; 3-2)	7	13	7	0	27

1	12:45	BSU - Rongstad 47 yd run (Sundby kick)	0-7
	07:53	SCSU - Allery 13 yd pass from Watkins(Delgado kick)	7-7
	04:38	SCSU - Williams 10 yd pass from Watkins (Delgado kick)	14-7
2	14:12	SCSU - Williams 6 yd pass from Watkins (Delgado kick)	21-7
	10:22	BSU - Henningson 9 yd pass from Rongstad (Sundby blk)	21-13
	05:07	SCSU - Geiss 4 yd run (Delgado kick)	28-13
	01:34	BSU - Leonhardt 3 yd pass from Edholm (Sundby, kick)	28-20
3	14:29	SCSU - Allery 43 yd pass from Watkins (Delgado kick)	35-20
	09:18	BSU - Kroepelin 25 yd pass from Edholm (Sundby kick)	35-27
4	08:09	SCSU - Aldridge 22 yd field goal	38-27

TEAM STATISTICS

Team Statistics	SCSU	BSU
FIRST DOWNS	16	17
RUSHES-YARDS (NET)	41-49	33-120
PASSING YDS (NET)	215	221
Passes Att-Comp-Int	25-18-1	35-19-1
TOTAL OFFENSE PLAYS-YDS	66-264	68-341
Fumble Returns-Yards	0-0	0-0
Punt Returns-Yards	4-37	3-6
Kickoff Returns-Yards	4-89	6-147
Interception Returns-Yards	1-50	1-9
Punts (Number-Avg)	5-37.2	5-42.8
Fumbles-Lost	2-0	4-1
Penalties-Yards	4-26	3-35
Possession Time	31:34	28:26
Third-Down Conversions	5 of 15	5 of 15
Fourth-Down Conversions	1 of 2	2 of 4
Red-Zone Scores-Chances	5-6	2-2
Sacks By: Number-Yards	3-14	6-33
PAT Kicks	5-5	3-4
Field Goals	1-1	0-0

Kickoff time: 1:00 pm
Elapsed time: 2:52
Officials: Referee: Dave Lundquist; Umpire: Tim McGowan; Linesman: John Paige; Line judge: Scott Hill; Back judge: Tom Stephan; Field judge: Matt Kukar; Side judge: Pat Milinovich.

Temperature: 43 F; Wind: NNE 7 mph; Weather: Cloudy, Light rain

INDIVIDUAL STATISTICS

RUSHING (att-yds):
SCSU-Geiss 25-64; Steward 3-8; Geissler 2-6; TEAM 1-minus 1; Watkins 10-minus 28. BSU-Rongstad 12-96; Kroepelin 6-20; Edholm 12-16; Lee 2-0; Melton 0-9.

PASSING (att-comp-int-yds):
SCSU-Watkins 18-25-1-215. BSU-Edholm 17-31-1-200; Rongstad 2-4-0-21.

RECEIVING (rec-yds):
SCSU-Williams 8-86; Allery 5-83; NuQuay 2-13; Geiss 2-10; Angellotti 1-23. BSU-Kroepelin 4-51; Berg 3-35; Henningson 3-30; Schultz 3-22; Lee 3-16; Leonhardt 2-10; Abram 1-57.

INTERCEPTIONS (no-yds):
SCSU-Hansmann 1-50. BSU-Scheff 1-9.

FUMBLES:
SCSU-Kubes 1-0; Geiss 1-0. BSU-Rongstad 2-0; Schultz 1-1; Edholm 1-0.

SACKS (UA-A):
SCSU-Godfredsen 2-0; Schwartz 0-1; Cole 0-1. BSU-Anderson 2-2; Percak-Dennett 1-1; Wills 1-1; Wick 0-1; Lardinois 0-1.

TACKLES (UA-A, min 9):
SCSU-Hansmann 5-5; Bradden 5-4; Kubes 4-5; Niedfeldt 3-5; Denne 1-4. BSU-Anderson 3-13; Scheff 5-9; Eagan 3-7; Crosby 3-5; Percak-Dennett 3-4; Sluzewicz 3-2.



BEMIDJI STATE VS. ST. CLOUD STATE

Series:..... BSU trails 16-34-3
last win:.....28-7; Oct. 8, 1977
last loss:.....38-27; Oct. 3, 2009
last tie:.....7-7; Sept. 27, 1969

In Bemidji:..... BSU trails 11-15
last win:.....28-7; Oct. 8, 1977
last loss:.....38-27; Oct. 3, 2009
last tie:.....none

At St. Cloud:..... BSU trails 5-16-3
last win:.....14-6; Oct. 2, 1965
last loss:.....14-48; Oct. 4, 2008
last tie:.....7-7; Sept. 27, 1969

neutral:..... BSU trails 0-3

Streaks

Current:..... lost six
.....Oct. 28, 1978 - present
Longest Winning:..... five
.....Oct. 11, 1957 - Oct. 28, 1961
Longest Losing:.....six (three times)
.....Oct. 14, 1933 - Oct. 13, 1939
.....Oct. 13, 1951 - Oct. 1, 1957
.....Oct. 28, 1978 - present

Largest Deciding Margins

of Victory:.....38 (W, 50-12); Oct. 4, 1958
of Defeat:.....40 (L, 46-6); Oct. 15, 1955

Scoring

All-Time Series Score:..... 621-885
in Bemidji:..... 363-332
in St. Cloud:..... 251-500
at neutral:..... 7-53

Most Points

for:.....50 (W, 50-12); Oct. 4, 1958
against:.....48 (L, 14-48); Oct. 4, 2008
both:.....65 (L, 24-43); Oct. 11, 1975

Fewest Points

for:.....0 (13 times)
against:.....0 (four times)
both:.....0 (T, 0-0); Sept. 29, 1928

Shutouts:..... 16 (3-12-1)

Overtime Games:..... none

ALL-TIME SERIES RESULTS

Date	Rank	Loc	Result	cmb
10/7/27	-	H	L 6 26 32	
9/29/28	-	A	T 0 0 0	
10/18/29	-	H	L 0 26 26	
10/4/30	-	A	L 6 26 32	
10/16/31	-	H	L 0 18 18	
10/15/32	-	^	H W 6 0 6	
10/14/33	-	^	H L 0 6 6	
10/12/34	-	^	A L 7 19 26	
10/11/35	-	^	H L 12 13 25	
10/16/36	-	^	N L 0 6 6	
10/16/37	-	^	N L 7 33 40	
10/15/38	-	^	A L 0 7 7	
10/13/39	-	^	H W 19 6 25	
10/12/40	-	^	A L 0 6 6	
10/31/41	-	^	H L 0 21 21	
10/17/42	-	^	A L 0 14 14	
10/5/46	-	^	H W 18 0 18	
10/29/48	-	^	N L 0 14 14	
9/24/49	-	^	A T 6 6 12	
10/13/50	-	^	H W 14 13 27	
10/13/51	-	^	A L 0 26 26	
10/17/52	-	^	H L 0 20 20	
10/17/53	-	^	A L 12 18 30	
10/16/54	-	^	H L 12 18 30	
10/15/55	-	^	A L 6 46 52	
10/13/56	-	^	H L 13 19 32	
10/11/57	-	^	A W 18 13 31	
10/4/58	-	^	H W 50 12 62	
10/3/59	-	^	A W 45 8 53	
10/9/60	-	^	H W 14 10 24	
10/28/61	-	^	A W 12 7 19	
10/20/62	-	^	H L 14 15 29	
9/28/63	-	^	A W 35 0 35	
10/3/64	-	^	H W 26 2 28	
10/2/65	-	^	A W 14 6 20	
10/8/66	-	^	H W 9 7 16	
10/28/67	-	^	A L 6 20 26	
10/19/68	-	^	H L 13 17 30	
9/27/69	-	^	A T 7 7 14	
10/31/70	-	^	A L 9 29 38	
10/30/71	-	^	H W 15 14 29	
10/28/72	-	^	A L 7 24 31	
10/27/73	-	^	H W 31 7 38	
10/12/74	-	^	A L 17 36 52	
10/11/75	-	^	H L 24 43 65	
10/9/76	-	^	A L 10 20 30	
10/8/77	-	^	H W 28 7 35	
10/28/78	-	^	H L 3 31 34	
10/27/79	-	^	A L 10 34 44	
11/8/80	-	^	H L 0 7 7	
11/7/81	-	^	A L 10 28 38	
10/4/08	-	^	A L 14 48 62	
10/3/09	-	^	H! L 27 38 65	

key
rank= BSU / Opponent rank by AFCA
^= conference game (NIC / NSIC)
! - Homecoming
cmb= total points scored by both teams

Bemidji State Football

BY THE NUMBERS

Jeff Tesch vs...

Northern Sun Intercollegiate Conference

Augustana	0-1
Concordia-St. Paul	6-6
Mary (N.D.)	3-1
Minnesota, Crookston	11-0
MSU Moorhead	11-4
Northern State (S.D.)	11-4
Southwest Minnesota State	11-2
St. Cloud State (new member)	0-2
Upper Iowa	3-0
Wayne State (Neb.)	7-4
Winona State	2-10
Minnesota Duluth	2-9
Minnesota State (new member)	0-2
Minnesota-Morris (former member)	6-1
TOTAL	73-46

Jeff Tesch vs...

Non-Conference Opponents

Chadron (Neb.) State	0-2
Mary (N.D.)	0-1
Mayville (N.D.) State	1-0
Minnesota, Crookston	0-1
Minnesota Duluth	0-2
Minnesota State	3-1
Minot (N.D.) State	11-1
Pittsburg (Kan.) State	0-1
St. John's (Minn.)	1-1
St. Thomas (Minn.)	4-0
Southwest Minnesota State	1-0
Wis.-River Falls	3-1
Wis.-Stout	0-2
Wis.-Stevens Point	0-3
TOTAL	23-15

Milestone Victories

1	Minn.-Morris	19-15	10/19/96
10	Southwest State	28-18	11/7/98
25	Minn.-Morris	70-0	10/28/00
30 ^a	Northern State	47-46 ^a	9/29/01
50	Wis.-River Falls	58-14	9/18/04
53 ^b	Minn., Crookston	28-20	10/16/04
60	Minn., Crookston	40-14	10/15/05
70	Concordia-St. Paul	27-7	11/4/06
80	Northern State	31-20	9/27/08
90	University of Mary	21-7	10/31/09

a- fastest BSU head coach to 30 wins

b- BSU career record

Games Coached

1	St. John's (Minn.)	2-20	9/7/96
25	Winona State	19-38	10/3/98
50	Minn.-Morris	70-0	10/28/00
75	Minnesota State	12-10	8/28/03
100	Concordia-St. Paul	48-55 ^a	9/24/05
112 ^a	Mary	21-27	10/7/06
125	Wayne State	21-24	10/13/07
150	University of Mary	21-7	10/31/09

a- BSU career record

By the Numbers

Seasons Coached	15
Games Coached	160
Career Record	97-63
NSIC Record	73-46
Non-Conference Record	23-15
Home Record	51-21
Winning Seasons	11
Eight-Win Seasons	5
Highest NSIC finish	1st (2006)
NSIC Coach of the Year	1998, 2006
First-Team All-NSIC Players	43
Total All-NSIC Selections	143
NSIC Offensive Player of the Year	1
NSIC Defensive Players of the Year	1
NSIC Glen Galligan Award winners	2
All-Region Selections	22
All-America Selections	7
Academic All-District V Selections	5
Academic All-America Selections	1
NFF Hampshire Honor Society Selections	4

JEFF TESCH | Head Coach

- ▶ Moorhead State (Minn.) '78
- ▶ 15th season at Bemidji State
- ▶ 97-63 (.606) overall record
- ▶ BSU career leader in coaching victories
- ▶ 1998 & 2006 NSIC Coach of the Year

It begins in early October with the turning of the fall leaves. Students, proud alumni and families from surrounding communities file into a small, picturesque stadium on the shore of Lake Bemidji with fevered expectations for the battles to come. Through the autumn combat, those watchful souls have been blessed to witness an unprecedented era of success. All-America honorees. School records falling by the wayside with an almost dazzling regularity. A stadium where victories occurred with the frequency of a bigfoot sighting just a few short years ago now hosts men with annual dreams of championship and glory.

It's an era of success and excitement that once might have seemed akin to the Christmas fantasies of youth. But under the masterful guidance of 15th-year head coach **Jeff Tesch**, the Bemidji State football program has undergone a remarkable metamorphosis and gone from annual doormat to title contender.

Tesch has posted a 97-63 record at BSU and led the Beavers to a school-record streak of 10 consecutive winning seasons from 1998-2007. During that historic streak he posted four of the six eight-win seasons for a program now in its 85th season of competition. He is the only coach in Bemidji State history to oversee back-to-back eight-win seasons, and his 2000 and 2006 teams set matching school records of nine wins.

Tesch's success at BSU has been remarkable. Upon being named BSU's 15th field general in May 1996, he inherited a program which had won just 16 games in its previous eight seasons, suffering losing streaks of nine, 11 and 18 games in that time. Today, his 97 wins represent more than 30-percent of the program's all-time victories. He has averaged six wins a season at a program which in 70 years prior to his arrival averaged barely three victories each fall. In fact, Tesch's 91 wins in 14 years surpasses the number of victories garnered by the Bemidji State program in the 31 full seasons prior to his arrival — 88.

Tesch has further cemented his legendary status by becoming Bemidji State's all-time leader in coaching victories. He posted his 53rd win at BSU with a 28-20 victory over Minnesota Crookston on Oct. 16, 2004, moving him past H. "Jolly" Erickson, who won 52 games during a 17-year career at BSU from 1938-54.

Tesch's growing list of achievements at Bemidji State has him amongst the Northern Sun Intercollegiate Conference's coaching deans as well. A two-time NSIC Coach of the Year now in his 15th season at the Bemidji State helm, Tesch and Winona State's Tom Sawyer who enters his 15th year with the Warriors are the longest tenured coaches in the NSIC.

Before taking over at BSU, Tesch spent 11 years as an assistant for annual NCAA Division II playoff contender North Dakota. There, he assumed assistant head coaching duties in 1995. The Fighting Sioux captured at least a share of the North Central Conference championship three consecutive seasons before Tesch's departure in 1996. In addition to coaching duties, Tesch helped the Sioux achieve a 92 percent graduation rate while serving as academic advisor.

Prior to his UND appointment, Tesch spent one year as an assistant at Montana State, followed by a two-year stint as offensive coordinator at Central Missouri State.

A graduate of Moorhead State (Minn.) University who was a free-agent signee with the Atlanta Falcons, Tesch was inducted into the MSU Hall of Fame in the spring of 1998. In 1977, Tesch was the NCAA Division II receiving champion and still holds Dragon single-game and single-season records for receptions.

In 29 years of coaching, Tesch has produced 12 All-America selections and five NFL draft picks.

Jeff and his wife Susan have two children — daughter Tara and son Vincent.



COACHING PROFILE

As an Assistant Coach

1981	North Dakota	offensive line
1982	North Dakota	offensive line
1983	Montana State	offensive line
1984	Central Missouri St.	OL / OC
1985	Central Missouri St.	OL / OC
1986	North Dakota	OL / Ass't HC
1987	North Dakota	OL / Ass't HC
1988	North Dakota	OL / Ass't HC
1989	North Dakota	OL / Ass't HC
1990	North Dakota	OL / Ass't HC
1991	North Dakota	OL / Ass't HC
1992	North Dakota	OL / Ass't HC
1993	North Dakota	OL / Ass't HC
1994	North Dakota	OL / Ass't HC
1995	North Dakota	OL / Ass't HC

As a Head Coach

	NSIC	Fin
1996	Bemidji State 2-8	1-5 6th
1997	Bemidji State 2-8	1-5 16th
1998	Bemidji State 6-4	4-2 3rd
1999	Bemidji State 8-3	6-2 t2nd
2000	Bemidji State 9-2	6-2 2nd
2001	Bemidji State 7-4	5-4 4th
2002	Bemidji State 6-5	6-3 4th
2003	Bemidji State 7-4	5-3 4th
2004	Bemidji State 8-3	5-2 t3rd
2005	Bemidji State 7-3	4-3 t4th
2006	Bemidji State 9-3	8-0 1st
2007	Bemidji State 7-4	6-3 4th
2008	Bemidji State 5-6	4-6 t8/t3
2009	Bemidji State 8-3	7-3 t3/3rd
2010	Bemidji State 6-3	5-3 --
Total	97-63	.606
vs NSIC	73-46	.613

BSU Records

Seasons Coached

17	H.J. Erickson	1938-'54
15	Jeff Tesch	1996-pres.
10	C.A. Anderson	1955-'60/1962-'65
7	John Peterson	1982-'88
7	Kris Diaz	1989-'95

Games Coached

160	Jeff Tesch	1996-pres.
111	H.J. Erickson	1938-'54
82	C.A. Anderson	1955-'60/1962-'65
73	John Peterson	1982-'88
68	Kris Diaz	1989-'95

Coaching Victories

97	Jeff Tesch	1996-pres.
53	H.J. Erickson	1938-'54
43	C.A. Anderson	1955-'60/1962-'65
30	John Peterson	1982-'88
15	James Malmquist	1969-'73

Winning Percentage

.606	Jeff Tesch	1996-pres.
.555	C.A. Anderson	1955-'60/1962-'65
.491	H.J. Erickson	1938-'54
.432	John Peterson	1982-'88
.363	James Malmquist	t 1969-'73

Conference Victories

73	Jeff Tesch	1996-pres.
25	H.J. Erickson	1938-'54
25	C.A. Anderson	1955-'60/1962-'65
13	John Peterson	1982-'88
9	three coaches	

min. 5 seasons coached

Bemidji State Football

ALPHABETICAL ROSTER

No.	NAME	POS	HT	WT	YR/ELIG	HOMETOWN (PREVIOUS SCHOOL)
67	Tyler Abrahamson	OL	6-6	307	Fr-RS	New Brighton, Minn. (Irondale HS)
11	Cameron Abram	WR	5-9	198	Jr-2L	Brooklyn Park, Minn. (Osseo HS)
51	David Ackerman	LB	6-0	196	Fr-HS	Ham Lake, Minn. (Blaine HS)
73	Jordan Anderson	OL	6-2	313	Jr-2L	Newfolden, Minn. (Marshall County Central HS)
52	Kyle Asmus	LB	6-2	213	Fr-HS	Isanti, Minn. (Cambridge-Isanti HS)
79	Aaron Bartholomew	OL	6-6	268	Fr-HS	Mahtomedi, Minn. (Mahtomedi HS)
28	Steven Battle	RB	5-9	226	Sr-TR	Grand Forks, N.D. (University of North Dakota)
29	Chris Bellinger	CB	5-9	186	Fr-RS	Canton, Ga. (Sequoyah HS)
4	Adam Berg	WR	6-2	193	Sr-3L	Cambridge, Minn. (Cambridge-Isanti HS)
96	Josh Beste	DL	6-1	275	Jr-2L	East Grand Forks, Minn. (East Grand Forks HS)
78	Alex Boelter	OL	6-4	352	Fr-HS	South St. Paul, Minn. (South St. Paul HS)
42	Jason Bromm	LB	6-0	214	So-1L	South Barrington, Ill. (Barrington HS)
58	BJ Bueckers	LB	6-2	235	Fr-HS	Avon, Minn. (Albany HS)
41	Isaac Carlson	S	5-9	200	Fr-RS	Fergus Falls, Minn. (Fergus Falls HS)
19	Dan Christensen	OLB	6-1	223	So-1L	Chicago, Ill. (Amos Alonzo Stagg HS)
26a	Scott Christensen	DB	5-11	181	Fr-HS	Stockbridge, Ga. (Dutchtown HS)
62	Matt Coen-Tuff	OL	6-1	278	Fr-HS	Grand Forks, N.D. (Red River HS)
23	Pat Cotter	DB	5-10	172	Fr-HS	Ramsey, Minn. (Anoka HS)
45	Cory Crosby	ILB	6-0	234	So-1L	Cold Spring, Minn. (Racori HS)
38	Troy Dale	TE	6-0	251	So-1L	Portland, N.D. (May-Port CG HS)
63	Brett DeLange	OL	6-1	300	So-1L	Plainfield, Ill. (Plainfield Central HS)
61	Dustin Dowd	OL	6-3	303	Fr-HS	Brooklyn Park, Minn. (Park Center HS)
22	Averey Duncan	WR	6-1	200	Fr-RS	St. Paul, Minn. (Saint Bernard's School)
46	Andrew Eagan	ILB	6-3	222	Sr-3L	Sauk Village, Ill. (Marian Catholic HS)
8	Derek Edholm	QB	6-1	201	Sr-3L	Anoka, Minn. (Anoka HS)
74	Jared Erickson	OL	6-2	263	Fr-RS	Brainerd, Minn. (Brainerd HS)
28a	Jared Flaata	RB	5-8	181	Fr-HS	Cottage Grove, Minn. (Park HS)
37a	Sean Franks	TE	6-2	203	Fr-HS	North Branch, Minn. (North Branch HS)
80	Matt Gandrud	WR	6-2	208	So-1L	Elk River, Minn. (Elk River HS)
34a	Luke Gerding	DB	6-2	164	Fr-HS	Blaine, Minn. (Spring Lake Park HS)
18	Alex Hass	QB	6-0	187	Fr-RS	Milaca, Minn. (Milaca HS)
25	Brad Hemling	RB	5-11	206	So-1L	Richland Center, Wis. (Richland Center HS)
10	Jody Henningson	WR	5-11	197	Jr-2L	North Aurora, Ill. (Kaneland HS)
24	Anthony Hermes	WR	6-0	198	Fr-RS	Buffalo, Minn. (Buffalo HS)
86	Charles Hermes	WR	6-0	194	Fr-RS	Buffalo, Minn. (Buffalo HS)
21	Charles Hrdlicka	CB	5-9	179	So-1L	Wolf Lake, Minn. (Menahga HS)
48a	Joe Hurlbut	TE	6-4	235	Fr-HS	Alexandria, Minn. (Jefferson HS)
65	Cory Immerman	OL	6-0	285	Jr-2L	Becker, Minn. (Becker HS)
83	Mike Jensen	DL	6-5	217	Fr-HS	Suamico, Wis. (Bay Port HS)
6	Sid Johnson	CB	5-7	170	Sr-3L	Fairbanks, Alaska (Lathrop HS)
23a	Tyler Jones	RB	5-8	174	Fr-HS	Mora, Minn. (Mora HS)
24a	Todd Kallroos	DB	5-11	170	Fr-HS	Tenstrike, Minn. (Blackduck HS)
33	Jake Kelly	S	5-10	194	So-1L	Alpharetta, Ga. (Chattahoochee HS)
72	Kevin Kepler	DL	6-4	212	Fr-HS	New Brighton, Minn. (Irondale HS)
99	Dan Kiebler	DL	6-3	246	Fr-HS	Franken Park, Ill. (West Leyden HS)
12a	Sam King	QB	6-0	182	Fr-HS	Grand Forks, N.D. (Red River HS)
15	Luke Knutson	OLB	6-0	206	Jr-2L	Bagley, Minn. (Bagley HS)
30	Brent Kondziolka	RB	6-0	219	Fr-RS	Orland, Ill. (Carl Sandburg HS)
43	Dustin Kroepflin	RB	5-11	218	So-1L	Withee, Wis. (Owen-Withee HS)
93	Jordan Lardinois	DE	6-3	253	Sr-3L	New Franken, Wis. (Notre Dame Academy)
97	Garrett Lee	DL	6-3	248	So-1L	Otsego, Minn. (Rogers HS)
7	Justin Lee	WR	5-8	197	So-1L	Elgin, Ill. (Central HS)
88	Brian Leonhardt	TE	6-5	255	So-1L	Blaine, Minn. (Spring Lake Park HS)
13	Alex Lepp	WR	5-8	150	Fr-HS	Green Bay, Wis. (Ashwaubenon HS)
53	Alexander Lutton	OL	6-3	311	Fr-RS	Anchorage, Alaska (Diamond HS)
57	Nick Masarie	DL	5-11	277	Jr-TR	Redwood City, Calif. (San Mateo JC)
50	Alonzo Melton	OL	6-4	297	So-1L	Minneapolis, Minn. (Patrick Henry HS)
12	Christian Metz	WR	5-11	182	So-1L	Cambridge, Minn. (Cambridge-Isanti HS)

NUMERICAL ROSTER

No	Name	Pos	Exp
1	Jasmine Watkins	S	Sr-TR
2	Lance Rongstad	QB	So-1L
3	Brandon Miles	RB	Jr-2L
4	Adam Berg	WR	Sr-3L
4a	Chais Wakefield	K/P	Fr-HS
5	Dusty Sluzewicz	S	Jr-2L
6	Sid Johnson	CB	Sr-3L
7	Justin Lee	WR	So-1L
8	Derek Edholm	QB	Sr-3L
9	Andrew Schultz	WR	Sr-3L
10	Jody Henningson	WR	Jr-2L
11	Cameron Abram	WR	Jr-2L
12	Christian Metz	WR	So-1L
12a	Sam King	QB	Fr-HS
13	Alex Lepp	WR	Fr-HS
14	Beau Wakefield	WR	So-1L
15	Luke Knutson	OLB	Jr-2L
16	Larry Miller	QB	Fr-RS
17	Jake Schmidt	S	Jr-2L
18	Alex Hass	QB	Fr-RS
19	Dan Christensen	OLB	So-1L
20	Blake Sczepanski	LB	Jr-1L
21	Charles Hrdlicka	CB	So-1L
22	Averey Duncan	WR	Fr-RS
23	Pat Cotter	DB	Fr-HS
23a	Tyler Jones	RB	Fr-HS
24	Anthony Hermes	WR	Fr-RS
24a	Todd Kallroos	DB	Fr-HS
25	Brad Hemling	RB	So-1L
25a	Marcus Miranda	RB	Fr-HS
26	Anthony Ragsdale	S	Sr-1L
26a	Scott Christensen	DB	Fr-HS
27	Aaron Roland	S	Sr-3L
28	Steven Battle	RB	Sr-TR
28a	Jared Flaata	RB	Fr-HS
29	Chris Bellinger	CB	Fr-RS
30	Brent Kondziolka	RB	Fr-RS
31	Nate Solors	RB	Jr-2L
32	Brody Scheff	S	Jr-2L
33	Jake Kelly	S	So-1L
33a	Zach Tidd	WR	Fr-HS
34	George Percak-Dennet	LB	Jr-2L
34a	Luke Gerding	DB	Fr-HS
35	Alex Mock	LB	Jr-2L
37	Zach Pulkinen	K	Fr-HS
37a	Sean Franks	TE	Fr-HS
38	Troy Dale	TE	So-1L
39	Jesse Sundby	K/P	Jr-2L
41	Isaac Carlson	S	Fr-RS
42	Jason Bromm	LB	So-1L
42a	Shain Powers	DB	Fr-HS
43	Dustin Kroepflin	RB	So-1L
44	Evan Olson	LB	Fr-HS
45	Cory Crosby	ILB	So-1L
46	Andrew Eagan	ILB	Sr-3L

Bemidji State Football

NUMERICAL ROSTER

47	Buckley Wright	LB	Fr-RS
48	Gary Young	DL	Fr-RS
48a	Joe Hurlbut	TE	Fr-HS
49	Ryan Olds	LB	Fr-RS
50	Alonzo Melton	OL	So-1L
51	David Ackerman	LB	Fr-HS
52	Kyle Asmus	LB	Fr-HS
53	Alexander Lutton	OL	Fr-RS
54	Jared Roelofs	DE	Fr-HS
55	Bryce Nelson	OL	Fr-RS
56	Matt Volkman	DL	Fr-HS
57	Nick Masarie	DL	Jr-TR
58	BJ Bueckers	LB	Fr-HS
59	Ryan Wiener	LB	Fr-TR
60	Aaron Odland	OL	Fr-HS
61	Dustin Dowd	OL	Fr-HS
62	Matt Coen-Tuff	OL	Fr-HS
63	Brett DeLange	OL	So-1L
64	Jordan Oien	OL	Fr-RS
65	Cory Immerman	OL	Jr-2L
66	Steve Pappas	OL	Jr-2L
67	Tyler Abrahamson	OL	Fr-RS
68	Davis Mickelson	OL	Jr-2L
69	Wakely Pister	DL	Fr-HS
71	Chris Parrish	DL	Sr-3L
72	Kevin Kepler	DL	Fr-HS
73	Jordan Anderson	OL	Jr-2L
74	Jared Erickson	OL	Fr-RS
76	Dylan Peterson	OL	Fr-HS
77	Papapa Nicholas-Silvira	DL	So-1L
78	Alex Boelter	OL	Fr-HS
79	Aaron Bartholomew	OL	Fr-HS
80	Matt Gandrud	WR	So-1L
81	Dennis Natke	WR	Fr-HS
82	J.J. Reinke	DL	Fr-HS
83	Mike Jensen	DL	Fr-HS
84	Blayze Peterson	WR	Fr-RS
85	Myles Swenson	WR	Fr-RS
86	Charles Hermes	WR	Fr-RS
88	Brian Leonhardt	TE	So-1L
89	James Plain	WR	Fr-RS
90	Rob Wills	DE	Sr-3L
92	Jake Zimmerman	DL	So-1L
93	Jordan Lardinois	DE	Sr-3L
94	Wayne Paulus	DL	Fr-HS
95	Matthew Shaver	DL	Fr-RS
96	Josh Beste	DL	Jr-2L
97	Garrett Lee	DL	So-1L
98	Bryan Syrstad	DL	So-1L
99	Dan Kiebler	DL	Fr-HS

ALPHABETICAL ROSTER

No.	NAME	POS	HT	WT	YR/ELIG	HOMETOWN (PREVIOUS SCHOOL)
68	Davis Mickelson	OL	6-5	290	Jr-2L	Elbow Lake, Minn. (Ashby HS)
3	Brandon Miles	RB	5-10	195	Jr-2L	Kenai, Alaska (Kenai HS)
16	Larry Miller	QB	5-10	182	Fr-RS	Dallas, Texas (Duncanville HS)
25a	Marcus Miranda	RB	6-2	209	Fr-HS	Aurora, Minn. (Mesabi East HS)
35	Alex Mock	LB	5-10	213	Jr-2L	Williston, N.D. (Williston HS)
81	Dennis Natke	WR	5-11	170	Fr-HS	North Branch, Mich. (North Branch HS)
55	Bryce Nelson	OL	5-11	278	Fr-RS	Inver Grove Heights, Minn. (Simley HS)
77	Papapa Nicholas-Silvira	DL	6-3	323	So-1L	Kenai, Alaska (Oregon State)
60	Aaron Odland	OL	6-3	318	Fr-HS	Roseville, Minn. (Concordia Academy)
64	Jordan Oien	OL	6-3	312	Fr-RS	Clearbrook, Minn. (Clearbrook-Gonvick HS)
49	Ryan Olds	LB	6-3	221	Fr-RS	Hibbing, Minn. (Hibbing HS)
44	Evan Olson	LB	6-0	210	Fr-HS	Bemidji, Minn. (Bemidji HS)
66	Steve Pappas	OL	6-3	299	Jr-2L	Appleton, Wis. (Appleton East HS)
71	Chris Parrish	OL	6-0	338	Sr-3L	Grand Forks, N.D. (Central HS)
94	Wayne Paulus	DL	6-4	251	Fr-HS	Belgium, Wis. (Cedar Grove-Belgium HS)
34	George Percak-Dennett	LB	6-2	238	Jr-2L	Wasilla, Alaska (Wasilla HS)
84	Blayze Peterson	WR	5-10	189	Fr-RS	Owatonna, Minn. (Owatonna HS)
76	Dylan Peterson	OL	6-6	329	Fr-HS	Hillman, Minn. (Pierz HS)
69	Wakely Pister	DL	6-2	207	Fr-HS	Velva, N.D. (Velva HS)
89	James Plain	WR	6-2	191	Fr-RS	Wyoming, Minn. (Forest Lake HS)
42a	Shain Powers	DB	5-10	184	Fr-HS	Grand Rapids, Minn. (Grand Rapids HS)
37	Zach Pulkinen	K	5-9	184	Fr-HS	Caldwell, Idaho
26	Anthony Ragsdale	S	5-10	184	Sr-1L	Bremerton, Wash. (Chabot (Calif.) College)
82	J.J. Reinke	DL	6-4	220	Fr-HS	New Prague, Minn. (New Prague HS)
54	Jared Roelofs	DE	6-2	229	Fr-HS	Glyndon, Minn. Dilworth-Glyndon-Felton HS)
27	Aaron Roland	S	6-0	190	Sr-3L	Wahpeton, N.D. (Wahpeton HS)
2	Lance Rongstad	QB	6-3	205	So.-1L	Eleva, Wis. (Eleva-Strum Central HS)
32	Brody Scheff	S	6-0	209	Jr-2L	Waconia, Minn. (Waconia HS)
17	Jake Schmidt	S	6-0	193	Jr-2L	Frederic, Wis. (Frederic HS)
9	Andrew Schultz	WR	6-2	198	Sr-3L	Grand Forks, N.D. (Central HS)
20	Blake Sczepanski	LB	6-0	230	Jr-1L	Stephen, Minn. (North Dakota State)
95	Matthew Shaver	DL	6-2	293	Fr-RS	St. Cloud, Minn. (Apollo HS)
5	Dusty Sluzewicz	S	5-10	221	Jr-2L	Homer Glen, Ill. (Lockport HS)
31	Nate Solors	RB	5-8	228	Jr-2L	Elk River, Minn. (Elk River HS)
39	Jesse Sundby	K/P	5-8	219	Jr-2L	Argyle, Minn. (Stephen-Argyle Central HS)
85	Myles Swenson	WR	6-1	197	Fr-RS	Milaca, Minn. (Milaca HS)
98	Bryan Syrstad	DL	6-1	257	So-1L	Thompson, N.D. (Thompson HS)
33a	Zach Tidd	WR	6-2	175	Fr-HS	Verona, Wis. (Verona HS)
56	Matt Volkman	DL	6-1	274	Fr-HS	Waupaca, Wis. (Waupaca HS)
14	Beau Wakefield	WR	5-9	173	So-1L	Buttemut, Wis. (Park Falls HS)
4a	Chais Wakefield	K/P	5-7	150	Fr-HS	Butternut, Wis. (Park Falls HS)
1	Jasmine Watkins	S	6-2	210	Sr-TR	Louisville, Ky.
59	Ryan Wiener	LB	6-0	247	Fr-TR	Bowlus, Minn.
90	Rob Wills	DE	6-3	262	Sr-3L	Roseville, Minn. (Roseville Area HS)
47	Buckley Wright	LB	6-0	220	Fr-RS	Sioux City, Iowa (Bishop Heelan Catholic HS)
48	Gary Young	DL	6-1	242	Fr-RS	Crete, Ill. (Crete-Monee HS)
92	Jake Zimmerman	DL	6-4	277	So-1L	Bruce, Wis. (Bruce HS)

PRONUNCIATION GUIDE

Josh BESTE	BEST-ee	Todd KALLROOS	kal-roos	Steve PAPPAS	POP-us
BJ BUECKERS	beckers	Luke KNUTSON	kah-NOOT-son	George PERCAK-DENNETT	PUR-sak DEN-it
Jared FLAATA	flat-AH	Brent KONDIOLKA	kond-z-oh-ka	Wakely PISTER	PEA-ster
Matt GANDRUD	GAND-rude	Jordan LARDINOIS	LAR-din-oy	Jared ROELOFS	ROLL-offs
Anthony HERMES	HURMS	Brian LEONHARDT	lee-ON-hart	Blake SCZEPANSKI	SHA-pan-ski
Charles HERMES	HURMS	Jordan OIEN	OH-in	Dusty SLUZEWICZ	SLOOZ-which
Charles HRDLICKA	Herd-LICH-ka				

Bemidji State Football

BEMIDJI STATE DEPTH CHART

Game 10 at St. Cloud State | Updated Nov. 1, 2010

based upon available information and subject to change without notice

Offense		Defense	
WR	9 Andrew Schultz / 6-2 / 198 / Sr.	DE	90 Rob Wills / 6-3 / 262 / Sr.
	80 Matt Gandrud / 6-2 / 208 / So.		96 Josh Beste / 6-1 / 275 / Jr.
WR	12 Christain Metz / 5-11 / 172 / So.	DT	92 Jake Zimmerman / 6-4 / 277 / So.
	7 Justin Lee / 5-8 / 197 / So.		95 Matt Shaver / 6-2 / 293 / Fr.
RT	50 Alonzo Melton / 6-4 / 297 / So.	DE	93 Jordan Lardinois / 6-3 / 253 / Sr.
	67 Tyler Abrahamson / 6-6 / 307 / Fr.		98 Bryan Syrstad / 6-1 / 257 / So.
RG	71 Chris Parrish / 6-0 / 338 / Sr.	LB	20 Blake Sczepanski / 6-0 / 230 / Jr.
	73 Jordan Anderson / 6-2 / 313 / Jr.		19 Dan Christensen / 6-1 / 223 / So.
C	65 Cory Immerman / 6-0 / 285 / Jr.	LB	45 Cory Crosby / 6-0 / 234 / So.
	55 Bryce Nelson / 5-11 / 278 / Fr.		35 Alex Mock / 5-10 / 213 / Jr.
LG	63 Brett DeLange / 6-1 / 300 / So.	LB	46 Andrew Eagan / 6-3 / 222 / Sr.
	66 Steve Pappas / 6-3 / 299 / Jr.		35 Alex Mock / 5-10 / 213 / Jr.
LT	68 Davis Mickelson / 6-5 / 290 / Jr.	LB	47 Buckley Wright / 6-0 / 220 / Fr.
	64 Jordan Oien / 6-3 / 312 / Fr.		19 Dan Christensen / 6-1 / 223 / So.
WR	10 Jody Henningson / 5-11 / 197 / Jr.	CB	29 Chris Bellinger / 5-9 / 186 / Fr.
	14 Beau Wakefield / 5-9 / 173 / So.		26 Anthony Ragsdale / 5-10 / 184 / Sr.
WR	7 Cameron Abram / 5-9 / 198 / Jr.	FS	17 Jake Schmidt / 6-0 / 193 / Jr.
	4 Adam Berg / 6-2 / 193 / Sr.		41 Issac Carlson / 5-9 / 200 / Fr.
QB	8 Derek Edholm / 6-1 / 201 / Sr.	HS	32 Brody Scheff / 6-0 / 209 / So.
	16 Larry Miller / 5-10 / 182 / Fr.		1 Jasmine Watkins / 6-2 / 210 / Sr.
RB	43 Dustin Kroeplin / 5-11 / 218 / So.	CB	21 Charlie Hrdlicka / 5-9 / 179 / So.
	28 Steven Battle / 5-9 / 226 / Sr.		27 Aaron Roland / 6-0 / 190 / Sr.

SPECIALISTS

WEEK 9 TEAM AWARDS (AFTER NSU GAME)

H	9 Andrew Schultz / 6-2 / 198 / Sr.	Offensive MVP	Derek Edholm
	8 Derek Edholm / 6-1 / 201 / Sr.		Nate Solors
LS	93 Jordan Lardinois / 6-3 / 253 / Sr.		Dustin Kreoplin
	80 Matt Gandrud / 6-2 / 208 / So.	Defensive MVP	Charlie Hrdlicka
P	39 Jesse Sundby / 5-8 / 219 / Jr.	Special Teams MVP	Jesse Sundby
	37 Zach Pulkinen / 5-9 / 184 / Fr.	Special Teams Effort	Alex Mock
PK	37 Zach Pulkinen / 5-9 / 184 / Fr.	Offensive Top Chop	Brett Delange
	39 Jesse Sundby / 5-8 / 219 / Jr.		Davis Mickelson
PR	9 Andrew Schultz / 6-2 / 198 / Sr.	Offensive Lifter	Troy Dale
	14 Beau Wakefield / 5-9 / 173 / So.	Defensive Lifter	Cory Crosby
KR	27 Aaron Roland / 6-0 / 190 / Sr.		
	14 Beau Wakefield / 5-9 / 173 / So.		

NSIC PLAYERS OF THE WEEK

The NSIC recognizes three individuals with Player of the Week honors each Monday during the playing season, recognizing an Offensive Player of the Week, a Defensive Player of the Week and a Special Teams Player of the Week.

Following is a list of the BSU players who have been nominated for these awards following each week of the 2010 season. Bemidji State's winners are denoted with a ▶

2010, BSU players have won:

- 0 Offensive Player of the Week
- 0 Defensive Player of the Week
- 1 Special Teams Player of the Week

Game 1: at Minot State

Offense QB, Derek Edholm
 Defense DE, Rob Wills
 Special Teams K, Zach Pulkinen

Game 2: vs. Augustana

Offense ---
 Defense ILB, Andrew Eagan
 Special Teams K/P, Jesse Sundby

Game 3: at SW Minnesota State

Offense RB, Dustin Kroeplin
 Defense LB, Cory Crosby
 Special Teams WR, Beau Wakefield

Game 4: at Minnesota Duluth

Offense TE, Brian Lardinois
 Defense OLB, Luke Knutson
 Special Teams KR, Beau Wakefield

Game 5: vs. Upper Iowa

Offense RB, Dustin Kroeplin
 Defense DE, Rob Wills
 Special Teams K/P, Jesse Sundby

Game 6: at Concordia University

Offense RB, Dustin Kroeplin
 Defense LB, Cory Crosby
 Special Teams WR, Andrew Schultz

Game 7: at MSU Moorhead

Offense RB, Dustin Kroeplin
 Defense LB, Cory Crosby
 Special Teams K/P, Jesse Sundby

Game 8: vs. University of Mary

Offense RB, Dustin Kroeplin
 Defense DE, Rob Wills
 Special Teams ▶ K/P, Jesse Sundby

Game 9: vs. Northern State

Offense RB, Dustin Kroeplin
 Defense S, Jake Schmidt
 Special Teams K/P, Jesse Sundby

Game 10: at St. Cloud State

Offense ---
 Defense ---
 Special Teams ---

Game 11: vs. Minnesota, Crookston

Offense ---
 Defense ---
 Special Teams ---

Bemidji State Football

TEAM STATISTICS

	BSU	OPP
SCORING	218	148
Points Per Game	24.2	16.4
FIRST DOWNS	168	137
Rushing	94	60
Passing	69	64
Penalty	5	13
RUSHING YARDAGE	1553	974
Yards gained rushing	1805	1280
Yards lost rushing	252	306
Rushing Attempts	376	312
Average Per Rush	4.1	3.1
Average Per Game	172.6	108.2
TDs Rushing	13	9
PASSING YARDAGE	1380	1463
Att-Comp-Int	228-120-9	243-127-7
Average Per Pass	6.1	6.0
Average Per Catch	11.5	11.5
Average Per Game	153.3	162.6
TDs Passing	13	11
TOTAL OFFENSE	2933	2437
Total Plays	604	555
Average Per Play	4.9	4.4
Average Per Game	325.9	270.8
KICK RETURNS: #-YDS	27-476	39-908
PUNT RETURNS: #-YDS	16-249	9-40
INT RETURNS: #-YARDS	7-42	9-51
KICK RETURN AVERAGE	17.6	23.3
PUNT RETURN AVERAGE	15.6	4.4
INT RETURN AVERAGE	6.0	5.7
FUMBLES-LOST	14-9	13-7
PENALTIES-YARDS	46-415	54-465
Average Per Game	46.1	51.7
PUNTS-YARDS	46-1643	56-2061
Average Per Punt	35.7	36.8
Net punt average	33.5	30.2
TIME OF POSS/GAME	30:59	29:01
3RD-DOWN CONVS	49/120	35/119
3rd-Down Pct	41%	29%
4TH-DOWN CONVS	9/19	6/15
4th-Down Pct	47%	40%
SACKS BY-YARDS	25-172	22-120
MISC YARDS	-9	-4
TOUCHDOWNS SCORED	29	21
FIELD GOALS-ATTEMPTS	5-6	3-8
ON-SIDE KICKS	0-0	0-0
RED-ZONE SCORES	27-32 84%	16-21 76%
RED-ZONE TDS	22-32 69%	13-21 62%
PAT-ATTEMPTS	23-26 88%	13-20 65%
ATTENDANCE	8192	15600
Games/Avg Per Game	4/2048	5/3120
Neutral Site Games		0/0

Score By Quarters

	1st	2nd	3rd	4th	OT	Total
Bemidji State	59	59	47	53	-	218
Opponents	31	62	39	16	-	148

Field Goal Sequence

	BSU	Opp
@ Minot State	(23)	20
Augustana	-	42, (26)
@ SW Minnesota State	37	-
@ Minnesota Duluth	-	46, (34)
Upper Iowa	(24)	-
@ Concordia-St. Paul	-	36
@ MSU Moorhead	-	39
University of Mary	(36), (28), (26)	(32)
Northern State	-	-
@ St. Cloud State	-	-
Minnesota, Crookston	-	-

*Numbers in parentheses indicate field goal was made.

2010 SCHEDULE & RESULTS

Date	Opponent	Time/Result	Series	Last Meeting/Notes
Aug. 26	at Minot (N.D.) State ^a	W, 24-7	BSU, 11-1	Held MSU to 4 1st downs, 86 total yds, -10 rushing
Sept. 11	• Augustana ^b	L, 10-0	Augie, 4-1	Beavers shut-out for 1st time since Nov. 8, 1997
Sept. 18	• at SW Minnesota State	W, 30-14	Tied, 20-20-1	Run for 218 yds, RB Kroeplin 96 yds and 2 TDs
Sept. 25	• at Minnesota Duluth [*]	L, 44-21	UMD, 39-10-1	Bulldogs ranked No. 2 in country, tally 235 yds rush
Oct. 2	• Upper Iowa ^c	W, 51-12	BSU, 3-0	BSU totals 471 yds; Schultz reaches 1,000 yds
Oct. 9	• at Concordia-St. Paul	L, 20-14	Tied, 6-6	CU gains 227 rushing yds; Schultz reaches 100 rec
Oct. 16	• at MSU Moorhead ^{td}	W, 14-6	MSUM, 43-31-3	Defense hold MSUM to 74 yds rushing, 202 total
Oct. 23	• U-Mary ^{te}	W, 23-22	BSU, 3-2	Sundby hits 26-yd FG with 21 sec left in 4th
Oct. 30	• Northern State [*]	1:00 p.m.	BSU, 17-16-1	RB Kroeplin 200yds; Edholm all-time TD passer
Nov. 6	• at St. Cloud State [*]	1:00 p.m.	SCSU, 34-16-3	Oct. 3, 2009 in Bemidji, Minn. (L, 38-27)
Nov. 13	• at Minnesota, Crookston ^{te}	1:00 p.m.	BSU, 16-1	Oct. 17, 2009 in Crookston, Minn. (W, 45-6)

bold= home game at BSU's Chet Anderson Stadium / • - Northern Sun Intercollegiate Conference game / * NSIC North Division game

a- Beaver Bash / b- Shrine Game / c- Homecoming / d- Battle for the Axe / e-Lions' Game / f- Hubcap Game / g- Senior Day

RUSHING

Name	GP	Att	Gain	Loss	Net	Avg	TD	Long	Avg/G
Kroeplin, Dustin	8	132	678	11	667	5.1	9	45	83.4
Battle, Steven	9	60	364	8	356	5.9	0	27	39.6
Miles, Brandon	8	39	180	6	174	4.5	0	14	21.8
Rongstad, Lance	7	25	134	10	124	5.0	1	18	17.7
Hemling, Brad	6	19	85	4	81	4.3	0	16	13.5
Edholm, Derek	9	74	243	169	74	1.0	2	21	8.2
Lee, Justin	7	6	47	0	47	7.8	1	24	6.7
Solors, Nate	9	6	31	0	31	5.2	0	10	3.4
Henningson, J.	9	1	23	0	23	23.0	0	23	2.6
Miller, Larry	8	2	7	0	7	3.5	0	4	0.9
Sundby, Jesse	9	0	5	0	5	0.0	0	0	0.6
Kondziolka, B.	6	1	2	0	2	2.0	0	2	0.3
Sczepanski, B.	9	1	2	0	2	2.0	0	2	0.2
Metz, Christian	9	3	4	4	0	0.0	0	3	0.0
TEAM	5	7	0	40	-40	-5.7	0	0	-8.0
Total	9	376	1805	252	1553	4.1	13	45	172.6
Opponents	9	312	1280	306	974	3.1	9	32	108.2

PASSING

Name	GP	Effic	Cmp-Att-Int	Pct	Yds	TD	Long	Avg/G
Edholm, Derek	9	111.84	117-224-8	52.2	1348	11	62	149.8
Rongstad, Lance	7	328.00	2-2-0	100.0	15	1	9	2.1
Lee, Justin	7	186.40	1-2-1	50.0	17	1	17	2.4
Total	9	114.39	120-228-9	52.6	1380	13	62	153.3
Opponents	9	112.01	127-243-7	52.3	1463	11	43	162.6

RECEIVING

Name	GP	No.	Yds	Avg	TD	Long	Avg/G
Leonhardt, B.	9	26	320	12.3	2	27	35.6
Schultz, Andrew	9	22	295	13.4	4	32	32.8
Henningson, J.	9	17	201	11.8	0	30	22.3
Abram, Cameron	9	15	161	10.7	0	21	17.9
Lee, Justin	7	9	129	14.3	3	27	18.4
Kroeplin, Dustin	8	7	49	7.0	0	17	6.1
Metz, Christian	9	7	45	6.4	1	12	5.0
Berg, Adam	7	4	89	22.2	1	62	12.7
Rongstad, Lance	7	4	42	10.5	1	17	6.0
Solors, Nate	9	4	26	6.5	1	8	2.9
Battle, Steven	9	2	6	3.0	0	7	0.7
Kondziolka, B.	6	1	7	7.0	0	7	1.2
Gandrud, Matt	8	1	6	6.0	0	6	0.8
Wakefield, Beau	9	1	4	4.0	0	4	0.4
Total	9	120	1380	11.5	13	62	153.3
Opponents	9	127	1463	11.5	11	43	162.6

TOTAL OFFENSE

Name	G	Plays	Rush	Pass	Total	Avg/G
Edholm, Derek	9	298	74	1348	1422	158.0
Kroeplin, Dustin	8	132	667	0	667	83.4
Battle, Steven	9	60	356	0	356	39.6
Miles, Brandon	8	39	174	0	174	21.8
Rongstad, Lance	7	27	124	15	139	19.9
Hemling, Brad	6	19	81	0	81	13.5
Lee, Justin	7	8	47	17	64	9.1
Solors, Nate	9	6	31	0	31	3.4
Henningson, J.	9	1	23	0	23	2.6
Miller, Larry	8	2	7	0	7	0.9
Sundby, Jesse	9	0	5	0	5	0.6
Sczepanski, B.	9	1	2	0	2	0.2
Kondziolka, B.	6	1	2	0	2	0.3
TEAM	5	7	-40	0	-40	-8.0
Total	9	604	1553	1380	2933	325.9
Opponents	9	555	974	1463	2437	270.8

Bemidji State Football

FIELD GOAL KICKING

Name	FGM-FGA	Pct	01-19	20-29	30-39	40-49	50-99	Lg	Blkd
Sundby, Jesse	5-6	83.3	0-0	4-4	1-2	0-0	0-0	36	0

PUNTING

Name	No.	Yds	Avg	Long	TB	FC	I20	Blkd
Sundby, Jesse	44	1579	35.9	58	3	12	8	0
Pulkinen, Zach	2	64	32.0	34	0	0	0	0
Total	46	1643	35.7	58	3	12	8	0
Opponents	56	2061	36.8	63	6	10	14	0

KICKOFFS

Name	No.	Yds	Avg	TB	OB	Retn	Net	YdLn
Pulkinen, Zach	42	2515	59.9	2	2			
Sundby, Jesse	1	14	14.0	0	0			
Total	43	2529	58.8	2	2	908	36.8	33
Opponents	32	1786	55.8	2	1	476	39.7	30

ALL-PURPOSE RUNNING

Name	GP	Rush	Rec	PR	KOR	IR	Tot	Avg/G
Kroepflin, Dustin	8	667	49	0	0	0	716	89.5
Schultz, Andrew	9	0	295	107	0	0	402	44.7
Battle, Steven	9	356	6	0	0	0	362	40.2
Leonhardt, B.	9	0	320	0	0	0	320	35.6
Rongstad, Lance	7	124	42	108	0	0	274	39.1
Henningson, J.	9	23	201	0	0	0	224	24.9
Wakefield, Beau	9	0	4	34	180	0	218	24.2
Metz, Christian	9	0	45	0	167	0	212	23.6
Lee, Justin	7	47	129	0	0	0	176	25.1
Miles, Brandon	8	174	0	0	0	0	174	21.8
Abram, Cameron	9	0	161	0	0	0	161	17.9
Berg, Adam	7	0	89	0	0	0	89	12.7
Hemling, Brad	6	81	0	0	0	0	81	13.5
Roland, Aaron	9	0	0	0	76	0	76	8.4
Edholm, Derek	9	74	0	0	0	0	74	8.2
Solors, Nate	9	31	26	0	0	0	57	6.3
Hrdlicka, C.	9	0	0	0	31	0	31	3.4
Kondziolka, B.	6	2	7	0	14	0	23	3.8
Ragsdale, A.	4	0	0	0	0	18	18	4.5
Christensen, D	8	0	0	0	0	10	10	1.2
Crosby, Cory	9	0	0	0	0	10	10	1.1
Lee, Garrett	6	0	0	0	8	0	8	1.3
Miller, Larry	8	7	0	0	0	0	7	0.9
Gandrud, Matt	8	0	6	0	0	0	6	0.8
Sundby, Jesse	9	5	0	0	0	0	5	0.6
Sluzewicz, Dusty	7	0	0	0	0	4	4	0.6
Sczepanski, B.	9	2	0	0	0	0	2	0.2
TEAM	5	-40	0	0	0	0	-40	-8.0
Total	9	1553	1380	249	476	42	3700	411.1
Opponents	9	974	1463	40	908	51	3436	381.8

SCORING

Name	TD	FGs	PATs			Saf	Points	
			Kick	Rush	Pass			
Kroepflin, Dustin	9	0-0	0-0	1-1	0	0-0	0	56
Sundby, Jesse	0	5-6	22-24	0-0	0	0-0	0	37
Schultz, Andrew	4	0-0	0-0	0-0	0	0-0	0	24
Lee, Justin	4	0-0	0-0	0-0	0	0-0	0	24
Leonhardt, B.	2	0-0	0-0	0-0	1	0-0	0	14
Edholm, Derek	2	0-0	0-0	0-0	0	1-2	0	12
Rongstad, Lance	2	0-0	0-0	0-0	0	0-0	0	12
Metz, Christian	1	0-0	0-0	0-0	0	0-0	0	6
Solors, Nate	1	0-0	0-0	0-0	0	0-0	0	6
Berg, Adam	1	0-0	0-0	0-0	0	0-0	0	6
Crosby, Cory	1	0-0	0-0	0-0	0	0-0	0	6
Knutson, Luke	1	0-0	0-0	0-0	0	0-0	0	6
Lardinois, J.	1	0-0	0-0	0-0	0	0-0	0	6
TEAM	0	0-0	0-0	0-0	0	0-0	1	2
Pulkinen, Zach	0	0-0	1-2	0-0	0	0-0	0	1
Roland, Aaron	0	0-0	0-0	0-0	0	0-0	0	0
Total	29	5-6	23-26	1-1	1	1-2	0	218
Opponents	21	3-8	13-20	0-0	0	0-0	0	148

RED ZONE RESULTS

Opponent	Score	Times In 20	Times Scored	Total Pts	TDs	Rush TDs	Pass TDs	FGs Made	FGA	Failed to score inside 20				
										Downs	Int	Fumb	Half	Game
at Minot State	W, 24-7	4	2	10	1	1	0	1	0	1	0	1	0	0
Augustana	L, 0-10	0	0	0	0	0	0	0	0	0	0	0	0	0
at SW Minnesota State	W, 30-14	4	4	28	4	3	1	0	0	0	0	0	0	0
at Minnesota Duluth	L, 21-44	2	2	14	2	0	2	0	0	0	0	0	0	0
Upper Iowa	W, 51-12	6	6	37	5	3	2	1	0	0	0	0	0	0
at Concordia-St. Paul	L, 20-14	2	2	14	2	1	1	0	0	0	0	0	0	0
at MSU Moorhead	W, 14-6	4	2	14	2	1	1	0	0	2	0	0	0	0
University of Mary	W, 23-22	4	4	16	1	1	0	3	0	0	0	0	0	0
Northern State	W, 41-13	5	5	34	5	1	4	0	0	0	0	0	0	0
at St. Cloud State														
Minnesota, Crookston														
Totals	27 of 31 (87.1%)	31	27	167	22	11	11	5	0	3	0	1	0	0

PUNT RETURNS

Name	No.	Yds	Avg	TD	Long
Rongstad, Lance	7	108	15.4	0	38
Schultz, Andrew	6	107	17.8	0	45
Wakefield, Beau	3	34	11.3	0	29
Total	16	249	15.6	0	45
Opponents	9	40	4.4	0	10

INTERCEPTION RETURNS

Name	No.	Yds	Avg	TD	Long
Sluzewicz, Dusty	2	4	2.0	0	4
Ragsdale, A.	2	18	9.0	0	15
Bellinger, C.	1	0	0.0	0	0
Christensen, D	1	10	10.0	0	10
Crosby, Cory	1	10	10.0	1	10
Total	7	42	6.0	1	15
Opponents	9	51	5.7	0	26

KICKOFF RETURNS

Name	No.	Yds	Avg	TD	Long
Metz, Christian	9	167	18.6	0	26
Wakefield, Beau	8	180	22.5	0	39
Roland, Aaron	4	76	19.0	0	27
Hrdlicka, C.	3	31	10.3	0	23
Lee, Garrett	2	8	4.0	0	7
Kondziolka, B.	1	14	14.0	0	14
Total	27	476	17.6	0	39
Opponents	39	908	23.3	1	100

FUMBLE RETURNS

Name	No.	Yds	Avg	TD	Long
Lardinois, J.	1	30	30.0	1	30
Knutson, Luke	1	67	67.0	1	67
Total	2	97	48.5	2	67
Opponents	0	0	0.0	0	0

Bemidji State Football

DEFENSE LEADERS

No.	Name	GP-GS	Tackles			TFL/Yds	Sacks No-Yds	Pass Def Int-Yds	BrUp	QBH	Fumbles		Bkd Kick	Safety
			Solo	Ast	Total						FR-Yds	FF		
45	Crosby, Cory	9	30	43	73	5.5-19	2.0-13	1-10	.	.	1-0	1	.	.
46	Eagan, Andrew	9	21	44	65	8.0-31	2.5-22	.	.	.	2-0	1	.	.
32	Scheff, Brody	9	29	31	60	3.0-7	.	.	3	.	1-0	.	.	.
90	Wills, Rob	9	22	29	51	15.0-67	7.5-50	.	3	2	.	2	.	.
20	Sczepanski, B.	9	16	18	34	3.0-23	2.5-22	.	2	1
29	Bellinger, C.	9	19	8	27	.	.	1-0
17	Schmidt, Jake	9	11	15	26	2.0-5
19	Christensen, D	8	7	18	25	2.0-15	1.5-14	1-10	1
92	Zimmerman, Jake	9	6	16	22	2.5-7	1	.
34	Percak-Dennett	7	10	11	21	6.0-16	2.0-2	.	1
15	Knutson, Luke	7	11	10	21	5.5-23	1.0-4	.	.	.	1-67	1	.	.
21	Hrdlicka, C.	9	16	5	21	.	.	.	5
93	Lardinois, J.	9	12	8	20	5.5-29	4.0-25	.	1	1	1-30	1	.	.
1	Watkins, J.	8	13	6	19	1.0-15
47	Wright, Buckley	8	5	13	18	1.5-5	.	.	1
96	Beste, Josh	8	8	9	17	2.0-20	2.0-20	.	2	.	.	2	.	.
27	Roland, Aaron	9	3	12	15
5	Sluzewicz, Dusty	7	2	12	14	.	.	2-4	3
35	Mock, Alex	6	.	12	12
28	Battle, Steven	9	5	5	10
95	Shaver, Matthew	8	1	7	8	2.0-7	1-0	.	.	.
16	Miller, Larry	8	2	4	6	0.5-2
26	Ragsdale, A.	4	2	4	6	0.5-5	.	2-18	1
80	Gandrud, Matt	8	4	1	5	2	.
9	Schultz, Andrew	9	3	.	3
98	Syrstad, Bryan	5	.	2	2
33	Kelly, Jake	2	1	1	2
10	Henningson, J.	9	1	1	2	0.5-2
77	NicholasSilvira	7	.	2	2	1.0-2	.	.	2
48	Young, Gary	3	.	2	2
6	Johnson, Sid	1	.	1	1	.	.	.	1
22	Duncan, Aveyrey	7	.	1	1	1	.
49	Olds, Ryan	4	1	.	1
50	Melton, Alonzo	9	1	.	1
97	Lee, Garrett	6	.	1	1
30	Kondziolka, B.	6	.	1	1
8	Edholm, Derek	9	.	1	1
11	Abram, Cameron	9	1	.	1
3	Miles, Brandon	8	.	1	1
7	Lee, Justin	7	1	.	1
12	Metz, Christian	9	1	.	1
2	Rongstad, Lance	7	1	.	1
88	Leonhardt, B.	9	.	1	1
TM	TEAM	5	1	.	1	1	.	1
Total		9	267	356	623	67-300	25-172	7-42	24	4	7-97	9	4	1
Opponents		9	313	358	671	51.0-184	22-120	9-51	20	2	9-0	11	1	.

SPECIAL TEAMS TACKLES

Name	Total	Tackles	
		KO	Punt
Watkins, Jasmine	11	7	4
Battle, Steven	10	10	0
Roland, Aaron	13	10	3
Christensen, Dan	5	5	0
Wright, Buckley	5	4	1
Miller, Larry	5	3	2
Gandrud, Matt	4	4	0
Schmidt, Jake	3	3	0
Ragsdale, Anthony	3	3	0
Mock, Alex	2	2	0
Kelly, Jake	1	0	1
Kondziolka, Brent	1	1	0
Miles, Brandon	1	1	0
Schultz, Andrew	1	1	0
Sczepanski, Blake	1	0	1
Total	65	54	11

** Special teams tackles are included in defensive leader tackle totals above.

GAME-BY-GAME STARTERS

Offense											
	QB	RB	WR/FB	WR/TE	LT	LG	C	RG	RT	WR/FB	WR
@MSU	D. Edholm	S. Battle	C. Abram	B. Lonhardt†	D. Mickelson	B. DeLange	C. Immerman	J. Anderson	A. Melton	B. Kondiolka®	A. Schultz
Augie	D. Edholm	S. Battle	C. Abram	B. Lonhardt†	D. Mickelson	B. DeLange	C. Immerman	J. Anderson	A. Melton	N. Solors®	A. Schultz
@SMSU	D. Edholm	S. Battle	C. Abram	J. Henningson	D. Mickelson	B. DeLange	C. Immerman	J. Anderson	A. Melton	C. Metz	A. Schultz
@UMD	D. Edholm	D. Kroeplin	C. Abram	J. Henningson	D. Mickelson	B. DeLange	C. Immerman	J. Anderson	A. Melton	C. Metz	A. Schultz
UIU	D. Edholm	D. Kroeplin	C. Abram	B. Lonhardt†	D. Mickelson	B. DeLange	C. Immerman	C. Parrish	A. Melton	N. Solors®	A. Schultz
@CU	D. Edholm	D. Kroeplin	T. Dale®	B. Lonhardt†	D. Mickelson	B. DeLange	C. Immerman	C. Parrish	A. Melton	N. Solors®	A. Schultz
@MSUM	D. Edholm	D. Kroeplin	C. Abram	J. Henningson	D. Mickelson	B. DeLange	C. Immerman	C. Parrish	A. Melton	C. Metz	A. Schultz
UM	D. Edholm	D. Kroeplin	C. Abram	B. Lonhardt†	D. Mickelson	B. DeLange	C. Immerman	C. Parrish	A. Melton	C. Metz	A. Schultz
NSU	D. Edholm	D. Kroeplin	C. Abram	B. Lonhardt†	D. Mickelson	B. DeLange	C. Immerman	C. Parrish	A. Melton	C. Metz	A. Schultz
@SCSU											
UMC											

Defense											
	DE	NT	DE	LB ^s	LB ^m	LB ^w	LB ^b	CB ^f	FS	HS	CB ^b
@MSU	J. Lardinois	J. Zimmerman	R. Wills	B. Sczepanski	C. Crosby	A. Eagan	G.Percak-Dennett	S. Johnson	D. Sluzewicz	B. Scheff	C. Hrdlicka
Augie	J. Lardinois	J. Zimmerman	R. Wills	L. Knutson	C. Crosby	A. Eagan	G.Percak-Dennett	C. Bellinger	D. Sluzewicz	B. Scheff	C. Hrdlicka
@SMSU	J. Lardinois	J. Zimmerman	R. Wills	L. Knutson	C. Crosby	A. Eagan	G.Percak-Dennett	C. Bellinger	D. Sluzewicz	B. Scheff	C. Hrdlicka
@UMD	J. Lardinois	J. Zimmerman	R. Wills	B. Sczepanski	C. Crosby	A. Eagan	G.Percak-Dennett	C. Bellinger	D. Sluzewicz	B. Scheff	C. Hrdlicka
UIU	J. Lardinois	J. Zimmerman	R. Wills	L. Knutson	C. Crosby	A. Eagan	G.Percak-Dennett	C. Bellinger	D. Sluzewicz	B. Scheff	C. Hrdlicka
@CU	J. Lardinois	J. Zimmerman	R. Wills	B. Sczepanski	C. Crosby	A. Eagan	G.Percak-Dennett	C. Bellinger	D. Sluzewicz	B. Scheff	C. Hrdlicka
@MSUM	J. Lardinois	J. Zimmerman	R. Wills	B. Sczepanski	C. Crosby	A. Eagan	G.Percak-Dennett	C. Bellinger	D. Sluzewicz	B. Scheff	C. Hrdlicka
UM	J. Lardinois	J. Zimmerman	R. Wills	B. Sczepanski	C. Crosby	A. Eagan	D. Christiansen	C. Bellinger	J. Schmidt	B. Scheff	C. Hrdlicka
NSU	J. Lardinois	J. Zimmerman	R. Wills	B. Sczepanski	C. Crosby	A. Eagan	D. Christiansen	C. Bellinger	J. Schmidt	B. Scheff	C. Hrdlicka
@SCSU											
UMC											

position change key: * = RB; # = TE; @ = FB; \$ = DE; % = LB; & = DB

GAME SUMMARIES: OFFENSE

	Score	Score by Quarters					First Downs				Rushing			Passing			Offense		Ret Yds	Punting		Penalty		3rd Downs	Field Pos	Time Poss
		1	2	3	4	OT	R	P	Pn	Tot	Att	Yds	TD	C-A-I	Yds	TD	Plays	Yds		Yds	No-Yds	TO	No-Yds			
Bemidji State	W 24	10	7	0	7	-	22	7	0	29	61	294	2	10-20-0	134	1	81	428	63	3-92	1	5-64	7-14	B30	37:16	
@ Minot State	7	7	0	0	0	-	0	4	0	4	18	-10	0	9-17-0	96	0	35	86	166	6-254	0	4-20	1-9	M39	22:44	
Bemidji State	L 0	0	0	0	0	-	0	6	1	7	25	9	0	10-26-2	97	0	51	106	56	11-394	2	13-86	2-13	B28	24:48	
Augustana	10	3	7	0	0	-	6	11	4	21	37	63	0	25-43-1	253	1	80	316	36	8-306	1	8-73	6-18	A32	35:12	
Bemidji State	W 30	12	0	16	2	-	13	8	1	22	53	218	3	14-25-0	183	1	78	401	111	4-124	2	1-10	7-15	B37	34:11	
@ SMSU	14	7	7	0	0	-	3	14	1	18	26	31	0	19-39-2	237	2	65	268	88	4-167	2	3-31	4-12	S26	25:49	
Bemidji State	L 21	0	7	0	14	-	4	8	0	12	28	50	0	16-25-0	194	2	53	244	121	7-221	3	2-20	4-12	B31	25:45	
@ Minnesota Duluth	44	7	16	21	0	-	12	9	1	22	45	235	2	14-22-0	242	4	67	477	60	3-114	1	6-52	4-10	U43	34:15	
Bemidji State	W 51	17	14	7	13	-	16	12	0	28	50	281	3	14-21-3	190	3	71	471	106	1-23	3	5-46	9-12	B38	34:43	
Upper Iowa	12	0	0	6	6	-	8	3	0	11	35	139	0	9-19-1	84	2	54	223	80	8-271	2	5-38	2-12	U28	25:17	
Bemidji State	L 14	0	7	0	7	-	7	6	0	13	36	112	1	16-31-1	143	1	67	225	125	5-195	1	4-25	8-17	B28	30:17	
@ Concordia	20	7	7	6	0	-	11	6	1	18	43	227	2	10-20-0	106	1	63	333	65	6-210	0	6-40	5-14	C31	29:43	
Bemidji State	W 14	0	7	7	0	-	7	6	0	13	40	131	1	16-31-1	158	1	71	289	27	5-164	3	7-54	3-13	B41	31:09	
@ MSU Moorhead	6	0	0	6	0	-	5	6	1	12	32	74	1	10-28-2	128	0	60	202	110	8-244	4	9-75	2-14	M33	28:51	
Bemidji State	W 23	7	3	10	3	-	7	10	2	19	33	108	1	17-34-2	181	0	67	289	83	6-250	3	4-45	4-13	B26	27:11	
U-Mary	22	0	19	0	3	-	9	4	1	14	47	105	3	15-27-0	157	0	74	262	77	8-310	2	7-85	6-17	M36	32:49	
Bemidji State	W 41	13	14	7	7	-	18	6	1	25	50	350	2	7-15-0	100	4	65	450	33	4-180	2	5-65	5-11	B28	33:29	
Northern State	13	0	6	0	7	-	6	7	4	17	29	110	1	16-28-1	160	1	57	270	157	5-185	0	6-51	5-13	N33	26:31	
Bemidji State																										
@ St. Cloud State																										
Bemidji State																										
Minnesota, Crookston																										

Bemidji State Football

DRIVE STATS

Scoring Drive Distances

Distance	BSU		Opp	
	TD	FG	TD	FG
No Drive	3	0	1	0
Negative Yardage	0	0	0	1
0-9 yards	1	0	0	0
10-19 yards	0	0	1	0
20-29 yards	0	0	2	0
30-39 yards	1	0	1	0
40-49 yards	1	3	4	1
50-59 yards	3	1	1	0
60-69 yards	7	0	2	1
70-79 yards	4	0	5	0
80-89 yards	5	1	2	0
90-100 yards	4	0	0	0

Game-Opening Drives

	BSU			Opp		
	Pts	1Dn	Yds	Pts	1Dn	Yds
@Minot State	0	0	7	0	1	16
Augustana	0	0	9	0	1	4
@SMSU	0	1	15	0	1	10
@Minnesota Duluth	0	1	14	7	2	26
Upper Iowa	3	3	45	0	0	9
@Concordia-St. Paul	0	1	27	7	5	80
@MSU Moorhead	0	1	36	0	1	20
U-Mary	0	2	24	0	0	6
Northern State	7	2	63	0	0	-2
at St. Cloud State	-	-	-	-	-	-
Minnesota, Crookston	-	-	-	-	-	-
Totals	10	11	240	14	11	169

Second Half-Opening Drives

	BSU			Opp		
	Pts	1Dn	Yds	Pts	1Dn	Yds
@Minot State	0	1	13	0	0	6
Augustana	0	1	20	0	2	35
@SMSU	0	0	5	0	0	9
@Minnesota Duluth	0	1	18	7	2	60
Upper Iowa	7	4	88	0	2	25
@Concordia-St. Paul	0	1	36	0	1	19
@MSU Moorhead	0	2	38	0	0	1
U-Mary	0	0	5	0	0	-7
Northern State	0	0	0	0	3	57
at St. Cloud State	-	-	-	-	-	-
Minnesota, Crookston	-	-	-	-	-	-
Totals	7	10	223	7	10	205

BSU Drive Superlatives

Most Plays	Result
18 at Concordia University	TD
16 vs Northern State	TD
Most Yards	
99 vs Northern State	TD
96 vs Northern State	TD
Most Time	
8:46 at Concordia University	TD
8:29 vs Northern State	TD

Opponent Drive Superlatives

Most Plays	Result
16 vs U-Mary	TD
13 at Minnesota Duluth	TD
Most Yards	
80 at Concordia University	TD
84 vs Northern State	TD
Most Time	
6:26 vs. U-Mary	TD
6:20 vs. Augustana	Interception

INDIVIDUAL SUPERLATIVES

	Bemidji State	Category	Opponent
Dustin Kroeplin at MSUM (Oct 15)	26	Rushes	29 Lomax, U-Mary (Oct. 23)
Dustin Kroeplin vs NSU (Oct 30)	200	Yards Rushing	137 Campbell, CU (Oct. 9)
D. Kroeplin, 3x, (Sept 18/Oct. 2/Oct. 30)	2	TD Rushes	2 Campbell, CU (Oct. 9)/Lomax, U-Mary (Oct. 23)
Dustin Kroeplin vs NSU (Oct 30)	45	Long Rush	32 Campbell, CU (Oct. 9)
Derek Edholm vs. U-Mary (Oct 23)	34	Pass attempts	43 Hanson, Augustana (Sept 11)
Derek Edholm vs. U-Mary (Oct 23)	17	Pass completions	25 Hanson, Augustana (Sept 11)
Derek Edholm at SMSU (Sept 18)	183	Yards Passing	253 Hanson, Augustana (Sept 11)
Derek Edholm vs. NSU (Oct 30)	4	TD Passes	3 Vogler, UMD (Sept 25)
Derek Edholm at Minot State (Aug 26)	62	Long Pass	43 Vogler, UMD (Sept 25)
B. Leonhardt at MSUM (Oct 15)	7	Receptions	9 Ellingworth, Augustana (Sept 11)
B. Leonhardt at UMD (Sept 25)	76	Yards Receiving	118 Winfield, UMD (Sept 25)
A. Schultz (Oct. 2)/B. Leonhardt (Oct. 30)	2	TD Receptions	2 Winfield, UMD (Sept 25)
Adam Berg at Minot State (Aug 26)	62	Long Reception	43 Winfield, UMD (Sept 25)
Jesse Sundby vs. U-Mary (Oct 23)	3	Field Goals	1 Three with, Augie, UMD, U-Mary
Jesse Sundby vs. U-Mary (Oct 23)	36	Long Field Goal	34 Nadeau, UMD (Sept. 25)
Jesse Sundby vs. Augustana (Sept 11)	11	Punts	8 Four with, Augie, UIU, MSUM, U-Mary
Jesse Sundby vs NSU (Oct 30)	45.0	Punting Avg	42.3 Youngren, Minot State (Aug 26)
Jesse Sundby vs. U-Mary (Oct 23)	58	Long Punt	63 Youngren, Minot State (Aug 26)
Lance Rongstad at CU (Oct 9)	45	Long Punt Return	10 Winfield, UMD (Sept 25)
Beau Wakefield at SMSU (Sept 18)	39	Long Kickoff Ret.	100 Lester, Minot State (8/28)
Cory Crosby at CU (Oct 9)	15	Tackles	16 Larsen, MSUM (Oct 15)
Rob Wills, 2x, at Minot/vsUIU (Aug 26/Oct. 2)	2.0	Sacks	2.0 Three with
Rob Wills at Minot State (Aug 26)	4.0	Tackles For Loss	3.0 Wardell, Augustana / DeCaneva, SMSU
Dusty Sluzewicz at SMSU (Sept 18)	2	Interceptions	2 Henry, Upper Iowa (Oct. 2)

► school record ▷ ties school record

TEAM SUPERLATIVES

Category	Bemidji State		Opponent	
	High	Low	High	Low
Rushes	61 at Minot State (8/26)	25 vs Augustana (9/11)	47 vs. U-Mary (10/23)	18 at Minot State (8/26)
Rushing Yds.	350 vs. NSU (10/30)	9 vs Augustana (9/11)	235 at UMD (9/25)	0 at Minot State (8/26)
Yards / Rush	7.0 vs. NSU (10/30)	0.4 vs Augustana (9/11)	5.3 at CU (10/9)	0.0 at Minot State (8/26)
Rushing TD	3, 2x at SMSU/ vs. UIU	0, 2x, last at UMD (9/25)	3 vs. U-Mary (10/23)	0, Four Times
Pass Attempts	34 vs. U-Mary (10/23)	15 vs. NSU (10/30)	43 vs Augustana (9/11)	17 at Minot State (8/26)
Pass Completions	17 vs. U-Mary (10/23)	7 vs. NSU (10/30)	25 vs Augustana (9/11)	9, 2x, at Minot/vs UIU
Passing Yards	194 at UMD (9/25)	97 vs Augustana (9/11)	253 vs Augustana (9/11)	84 vs. Upper Iowa (10/2)
Yards / Pass	9.0 vs. Upper Iowa (10/2)	3.7 vs Augustana (9/11)	11.0 at UMD (9/25)	4.4 vs. Upper Iowa (10/2)
Passing TD	4 vs. NSU (10/30)	0, 2x, (9/11, 10/23)	4 at UMD (9/25)	0, 2x (8/26, 10/23)
Total Plays	81 at Minot State (8/26)	51 vs Augustana (9/11)	80 vs Augustana (9/11)	35 at Minot State (8/26)
Total Offense	471 vs. Upper Iowa (10/2)	106 vs Augustana (9/11)	477 at UMD (9/25)	86 at Minot State (8/26)
Yards / Play	6.9 vs. NSU (10/30)	2.1 vs Augustana (9/11)	7.1 at UMD (9/25)	2.5 at Minot State (8/26)
Points Scored	51 vs. Upper Iowa (10/2)	0 vs Augustana (9/11)	44 at UMD (9/25)	6 at MSUM (10/15)
Sacks By	4, 5x (8/26, 9/11-18, 10/16-23)	0 at UMD, (9/25)	5 at UMD (9/25)	0 vs. Upper Iowa (10/2)
First Downs	29 at Minot State (8/26)	7 vs Augustana (9/11)	22 at UMD (9/25)	4 at Minot State (8/26)
Penalties	13 vs Augustana (9/11)	1 at SMSU (9/18)	9 at MSUM (10/15)	3 at SMSU (9/18)
Penalty Yards	86 vs Augustana (9/11)	10 at SMSU (9/18)	85 vs. U-Mary (10/23)	20 at Minot State (8/26)
Turnovers	3, 4x (9/25, 10/2-16-23)	0 vs. NSU (10/30)	4 at MSUM (10/15)	0, 3x, last vs NSU (10/30)
Interceptions By	2, 2x at SMSU/at MSUM	0, 4x, last vs UM (10/23)	3 vs. Upper Iowa (10/2)	0, 3x, last vs NSU (10/30)

Bemidji St. (6 - 3 - 0)

Thru: 10/30/2010 - Week 9

TEAM RANKINGS 151 teams ranked in Division II 14 teams ranked in the Northern Sun Conference

2010 SCHEDULE AND RESULTS

6-3 W-3

Northern Sun Conference Record: 0-0

Date	Opponent	Score	Result
Thu 08/26/2010	@ Minot St. *	24 - 7	W
Sat 09/11/2010	AUGUSTANA (SD)	0 - 10	L
Sat 09/18/2010	@ Southwest Minn. St. *	30 - 14	W
Sat 09/25/2010	@ Minn. Duluth *	21 - 44	L
Sat 10/02/2010	UPPER IOWA	51 - 12	W
Sat 10/09/2010	@ Concordia-St. Paul *	14 - 20	L
Sat 10/16/2010	@ Minn. St. Moorhead	14 - 6	W
Sat 10/23/2010	MARY	23 - 22	W
Sat 10/30/2010	NORTHERN ST.	41 - 13	W
Sat 11/06/2010	@ St. Cloud St.		
Sat 11/13/2010	MINN.-CROOKSTON		

HOME GAME IN CAPS * Night Game ^ Neutral Site
OT Overtime Game

Category	National Rank	Actual	National Leader	Actual	Conf Rank	Northern Sun Conference Leader	Actual
Rushing Offense	38	172.56	Carson-Newman	317.11	5	Minn. Duluth	293.89
Passing Offense	120	153.33	Tusculum	418.22	13	Augustana (SD)	246.78
Total Offense	94	325.89	Southwest Baptist	553.33	10	Minn. Duluth	476.44
Scoring Offense	T-89	24.22	Minn. Duluth	46.00	7	Minn. Duluth	46.00
Rushing Defense	25	108.22	Tex. A&M-Kingsville	50.56	4	Augustana (SD)	66.67
Pass Efficiency Defense	39	112.05	Fort Valley St.	86.13	4	Augustana (SD)	97.09
Total Defense	19	270.78	Albany St. (GA)	210.33	2	Augustana (SD)	254.67
Scoring Defense	15	16.44	North Ala.	8.00	3	Minn. Duluth	11.33
Net Punting	48	33.54	Angelo St.	40.89	7	Wayne St. (NE)	36.85
Punt Returns	13	15.56	Winona St.	21.40	2	Winona St.	21.40
Kickoff Returns	124	17.63	Colorado Mines	28.13	10	Minn. Duluth	26.64
Turnover Margin	T-106	-.44	Morehouse	1.89	11	St. Cloud St.	1.78
Pass Defense	22	162.56	Tuskegee	116.89	2	Minn. St. Mankato	154.44
Passing Efficiency	99	114.36	Minn. Duluth	185.46	12	Minn. Duluth	185.46
Sacks	T-22	2.78	Harding	4.00	1	Bemidji St.	2.78
Tackles For Loss	40	7.44	Morehouse	12.11	2	Wayne St. (NE)	7.56
Sacks Allowed	107	2.44	Michigan Tech	.25	13	Minn. St. Mankato	.67

T=tied at this ranking

PLAYER RANKINGS

Player must have played in 75% of team's games
Summary of the top 100 national leaders and top 25 conference leaders
15 categories ranked

Category	Player	National Rank	Actual	National Leader	Actual	Conf Rank	Northern Sun Conference Leader	Actual
Rushing	Dustin Kroeplin	46	83.38	Quitoh (Bloomsburg)	160.44	3	Simmons (Winona St.)	103.67
	Steven Battle		39.56			19		
Passing Efficiency (Min. 15 Att./Game)	Derek Edholm	100	111.84	Jennings (Albany St. (GA))	178.14	13	Vogler (Minn. Duluth)	177.67
Total Offense	Derek Edholm		158.00	Cordell (Tusculum)	414.00	12	Klaphake (St. Cloud St.)	289.22
	Dustin Kroeplin		83.38			18		
Receptions Per Game	Brian Leonhardt		2.89	Travis (West Liberty)	12.62	T-24	Williams (St. Cloud St.)	6.67
Receiving Yards Per Game	Brian Leonhardt		35.56	Travis (West Liberty)	138.62	24	Williams (St. Cloud St.)	111.56
Interceptions	Dusty Sluzewicz		.29	Robinson (Shepherd)	.89	14	Niedfeldt (St. Cloud St.)	.67
Punting (Min. 3.6 Punts/Game)	Jesse Sundby	85	35.89	Partridge (Stillman)	45.66	9	Weich (Wayne St. (NE))	42.35
Punt Returns (Min. 1.2 Ret./Game)				Hopkins (Missouri S&T)	20.83		Bruno (Wayne St. (NE))	7.85
Kickoff Returns (Min. 1.2 Ret./Game)				Hampton (West Tex. A&M)	33.73		Hamilton (Minn. St. Mankato)	28.43
Field Goals	Jesse Sundby	T-84	.56	Fisher (Bloomsburg)	1.89	8	Behrens (Augustana (SD))	1.56
	Dustin Kroeplin	T-66	7.00	Birmingham (Central Okla.)	12.67	5	Schulte (Augustana (SD))	10.75
All-Purpose Runners	Jesse Sundby		4.11			23		
	Dustin Kroeplin		89.50	Milbrath (Michigan Tech)	204.12	16	Dewberry (Winona St.)	142.12
Sacks	Rob Wills	T-24	.83	Brisco (Urbana)	1.50	T-2	Daniel (Wayne St. (NE))	1.06
	Jordan Lardinois		.44			T-10		
Tackles	Cory Crosby	T-74	8.11	Dreiling (Pittsburg St.)	13.22	5	Larsen (Minn. St. Moorhead)	10.00
	Andrew Eagan		7.22			T-11		
	Brody Scheff		6.67			18		
Tackles For Loss	Rob Wills	T-18	1.67	Nettles (Morehouse)	2.72	2	Daniel (Wayne St. (NE))	1.83
	Andrew Eagan		.89			T-13		
	George Percak-Dennett		.86			16		
	Luke Knutson		.79			17		

T=tied at this ranking



BEMIDJI STATE MINOT STATE

24 7

August 26, 2010
Minot, N.D. - Herb Parker Stadium
Attendance: 4,000



AUGUSTANA BEMIDJI STATE

10 0

Sept. 11, 2010
Bemidji, Minn. - Chet Anderson Stadium
Attendance: 2,145



BEMIDJI STATE SW MINNESOTA STATE 14

Sept. 18, 2010
Marshall, Minn. - Regional Event Center
Attendance: 3,233

Scoring Summary

	1	2	3	4	Final
Bemidji State (1-0)	10	7	0	7	24
Minot State (0-1)	7	0	0	0	7

- 1 06:47 BSU - Berg 62 yd pass from Edholm (Sundby kick) 7-0
- 00:05 BSU - Sundby 23 yd field goal 10-0
- 00:00 MINOT - Lester 100 yd kickoff return (Richardson kick) 10-7
- 2 01:14 BSU - Edholm 9 yd run (Sundby kick) 17-7
- 4 08:25 BSU - Lee 24 yd run (Sundby kick) 24-7

TEAM STATISTICS

Team Statistics	BSU	MSU
FIRST DOWNS	29	4
RUSHES-YARDS (NET)	61-294	18--10
PASSING YDS (NET)	134	96
Passes Att-Comp-Int	10-20-0	9-17-0
TOTAL OFFENSE PLAYS-YDS	81-428	35-86
Fumble Returns-Yards	0-0	0-0
Punt Returns-Yards	2-44	2-4
Kickoff Returns-Yards	2-19	4-162
Interception Returns-Yards	0-0	0-0
Punts (Number-Avg)	3-92	6-254
Fumbles-Lost	3-1	0-0
Penalties-Yards	5-64	4-20
Possession Time	37:16	22:44
Third-Down Conversions	7 of 14	1 of 9
Fourth-Down Conversions	1 of 2	0 of 1
Red-Zone Scores-Chances	2-5	0-1
Sacks By: Number-Yards	4-18	1-6
PAT Kicks:	3-3	1-1
Field Goals:	1-1	0-1

Kickoff time: 7:00 pm
Elapsed time: 2:50

Officials: Referee: Jim Harty, Jr.; Umpire: Dan Schneibel; Linesman: Casey Henderson; Line judge: Gene Lang; Back judge: Tom Harty; Field judge: Doug Hogan; Side judge: Craig Blumhardt

Temperature: 90; Wind: S 15; Weather: sunny, clear

INDIVIDUAL STATISTICS

RUSHING (att-yds):

BSU-Battle 15-95; Rongstad 9-82; Miles 10-40; Hemling 6-35; Edholm 14-28; Lee 1-24; Solors 2-18; Kondziolka 1-2; Metz 1-1; TEAM 2-minus 36; Sundby 0-5. MSU-Youngren 1-3; Schatz 12-2; James 5-minus 15.

PASSING (att-comp-INT-yds):

BSU-Edholm 10-20-0-134. MSU-James 9-17-0-96.

RECEIVING (rec-yds):

BSU-Henningson 4-47; Berg 1-62; Rongstad 1-9; Kondziolka 1-7; Schultz 1-4; Solors 1-4; Leonhardt 1-1. MSU-Parr 4-24; Lester 3-36; Boychuk 1-26; Schatz 1-10.

INTERCEPTIONS (no-yds):

MSU-None. BSU-None.

FUMBLES:

BSU-Edholm 2-1; TEAM 1-0. MSU-None.

SACKS (UA-A):

BSU-Wills 2-0; Percak-Dennett 1-0; Knutson 1-0. MSU-Pease 1-0.

TACKLES (UA-A, min 5):

BSU-Wills 5-4; Scheff 3-2. MSU-Snelling 9-4; 35 6-3; Dinsdale 6-3; Awalt 4-2; Denne 3-2; Henke 3-2; 46 1-4; Weidler 0-5.

Scoring Summary

	1	2	3	4	Final
Augustana (2-0; 1-0)	3	7	0	0	10
Bemidji State (1-1; 0-1)	0	0	0	0	0

- 1 05:48 AUGIE - Behrens 26 yd field goal 3-0
- 2 12:00 AUGIE - Schulte 37 yd pass from Hanson (Behrens kick) 10-0

TEAM STATISTICS

Team Statistics	Augie	BSU
FIRST DOWNS	21	7
RUSHES-YARDS (NET)	37-63	25-9
PASSING YDS (NET)	253	97
Passes Att-Comp-Int.	25-43-1	10-26-2
TOTAL OFFENSE PLAYS-YRDS	80-316	51-106
Fumble Returns-Yards	0-0	0-0
Punt Returns-Yards	2-11	3-20
Kickoff Returns-Yards	1-25	3-36
Interception Returns-Yards	2-(-)7	1-0
Punts (Number-Avg)	8-38.2	11-35.8
Fumbles-Lost	0-0	0-0
Penalties-Yards	8-73	13-86
Possession Time	35:12	24:48
Third-Down Conversions	6 of 18	2 of 13
Fourth-Down Conversions	0 of 1	0 of 1
Red-Zone Scores-Chances	1-2	0-0
Sacks By: Number-Yards	4-24	4-19
PAT Kicks:	1-1	0-0
Field Goals:	1-2	0-0

Kickoff time: 1:00 pm
Elapsed time: 3:45

Officials: Referee: Tim Weber; Umpire: John Emmett; Linesman: Scott Hoek; Line judge: Les Skunberg; Back judge: Jerry Beers; Field judge: Pat Breen; Side judge: Daren Pladson.

Temperature: 61; Wind: W 20mph; Weather: Cloudy, windy

INDIVIDUAL STATISTICS

RUSHING (att-yds):

AUGIE-Clark 13-39; Hanson 14-32; Mahone 6-5; Schulte 1-2; Diamond 1-1; TEAM 2-minus 16. BSU-Rongstad 4-16; Battle 8-7; Kroeplin 5-4; Miles 1-0; Edholm 7-minus 18.

PASSING (att-comp-INT-yds):

AUGIE-Hanson 25-43-1-253. BSU-Edholm 10-26-2-97.

RECEIVING (rec-yds):

AUGIE-Ellingworth 9-92; Clark 5-28; Holsen 4-29; Schulte 3-48; Jorgensen 2-45; Parsley 2-11. BSU-Abram 3-25; Schultz 2-27; Henningson 2-18; Metz 1-12; Kroeplin 1-8; Battle 1-7.

INTERCEPTIONS (no-yds):

AUGIE-Kallas 1-minus 3; Oquendo 1-minus 4.

FUMBLES:

BSU-Bellinger 1-0.

SACKS (UA-A):

AUGIE-Bergman 1-2; Wardell 1-2. BSU-Eagan 1-1; Wills 0-1; Percak-Dennett 1-0; Lardinois. 1-0.

TACKLES (UA-A, min 5):

AUGIE-Wardell 3-8; Keel 2-5; Janisch 2-5. BSU-Eagan 4-8; Crosby 4-8; Bellinger 6-2; Scheff 1-6; Knutson 2-4; Percak-Dennett 1-5.

Scoring Summary

	1	2	3	4	Final
Bemidji State (2-1; 1-1)	12	0	16	2	30
Minn. State (2-0; 1-0)	7	7	0	0	14

- 1 09:21 SMSU LaDage 12 yd pass from Ratekin (Wenk kick) 0 - 7
- 08:09 BSU Rongstad 5 yd run (Sundby kick failed) 6 - 7
- 00:32 BSU Solors 7 yd pass from Edholm (Edholm pass failed) 12 - 7
- 2 01:50 SMSU Moore 21 yd pass from Ratekin (Wenk kick) 12 - 14
- 3 08:13 BSU Kroeplin 13 yd run (Leonhardt pass from Edholm) 20 - 14
- 03:31 BSU Kroeplin 2 yd run (Kroeplin rush) 28 - 14
- 4 08:04 BSU TEAM safety 30 - 14

TEAM STATISTICS

Team Statistics	BSU	SMSU
FIRST DOWNS	22	18
RUSHES-YARDS (NET)	53-218	26-31
PASSING YDS (NET)	183	237
Passes Att-Comp-Int.	14-25-0	28-14-1
TOTAL OFFENSE PLAYS-YRDS	78-401	65-268
Fumble Returns-Yards	0-0	0-0
Punt Returns-Yards	2-44	0-0
Kickoff Returns-Yards	2-67	5-88
Interception Returns-Yards	2-4	0-0
Punts (Number-Avg)	4-31.0	4-41.8
Fumbles-Lost	3-2	1-0
Penalties-Yards	1-10	3-31
Possession Time	34:11	25:49
Third-Down Conversions	7 of 15	4 of 12
Fourth-Down Conversions	1 of 3	1 of 4
Red-Zone Scores-Chances	4-4	1-1
Sacks By: Number-Yards	4-31	4-24
PAT Kicks:	0-1	2-2
Field Goals:	0-1	0-0

Kickoff time: 6:00 p.m.
Elapsed time: 2:43

Officials: Referee: Jerry Tiegs; Umpire: Jeremiah Miller; Linesman: Jeff Johnson; Line judge: Tony Doohar; Back judge: Bob Norman; Field judge: Dave Robinson; Side judge: Jared Butson.

Temperature: 55; Wind: N 5; Weather: Cloudy

INDIVIDUAL STATISTICS

RUSHING (att-yds):

BSU-Kroeplin 18-96; Miles 11-61; Henningson 1-23; Battle 5-16; Rongstad 6-14; Edholm 11-5; Metz 1-3. SMSU-Moore 15-38; Brediall 3-7; TEAM 1-0; Ratekin 7-minus 14.

PASSING (att-comp-INT-yds):

BSU-Edholm 14-25-0-183. SMSU-Ratekin 19-37-2-237; TEAM 0-1-0-0; Finkey 0-1-0-0.

RECEIVING (rec-yds):

BSU-Henningson 4-50; Leonhardt 3-43; Abram 2-32; Schultz 2-28; Kroeplin 1-17; Solors 1-7; Berg 1-6. SMSU-Moore 5-75; Wickett 3-36; Younger 2-27; LaDage 2-23; Ballantine 2-15; Lewis 2-14; Finkey 1-24; Kosminskas 1-15; O'Leary 1-8.

INTERCEPTIONS (no-yds):

BSU-Sluzewicz 2-4. SMSU-none.

FUMBLES:

BSU-Edholm 2-2; Battle 1-0. SMSU-Brediall 1-0.

SACKS (UA-A):

BSU-Lardinois 1-0; Crosby 1-0; Sczepanski 1-0; Eagan 1-0. SMSU-DeCaneva 2-0; Slinkman 1-0; Erickson 1-0.

TACKLES (UA-A, min 5):

BSU-Scheff 4-3; Crosby 5-1; Eagan 3-3; Lardinois 4-1. SMSU-DeCaneva 8-6; Stupka 6-5; Reiff 4-4; Kersbergen 3-5; Schollmeyer 2-5; Wagner 4-2; Erickson 3-3; Slinkman 1-5.

Bemidji State Football



BEMIDJI STATE 21
MINNESOTA DULUTH 44

Sept. 25, 2010
Duluth, Minn. - Malosky Stadium
Attendance: 4,474



UPPER IOWA 12
BEMIDJI STATE 51

Oct. 2, 2010
Bemidji, Minn. - Chet Anderson Stadium
Attendance: 3,200



BEMIDJI STATE 14
CONCORDIA 20

Oct. 9, 2010
St. Paul, Minn. - Sea Foam Stadium
Attendance: 1,323



Scoring Summary

	1	2	3	4	Final
Bemidji State (2-2; 1-2)	0	7	0	14	21
Minnesota Duluth (4-0; 3-0)	7	16	21	0	44

1 11:58	UMD - Hayes 4 yd pass from Vogler (Nadeau kick)	0 - 7
2 10:45	UMD - Winfield 43 yd pass from Vogler (Nadeau kick failed)	0 - 13
04:02	UMD - Odim 8 yd pass from Vogler (Nadeau kick)	0 - 20
00:23	BSU - Rongstad 10 yd pass from Edholm (Sundby kick)	7 - 20
00:00	UMD - Nadeau, David 34 yd field goal	7 - 23
3 13:17	UMD - Odim 5 yd run (Nadeau, David kick)	7 - 30
05:07	UMD - Foss 6 yd run (Nadeau, David kick)	7 - 37
04:06	UMD - Winfield 22 yd pass from Lynch (Nadeau kick)	7 - 44
4 11:15	BSU - Schultz 17 yd pass from Lee J. (Sundby kick)	14 - 44
05:53	BSU - Knutson 67 yd fumble recovery (Sundby kick)	21 - 44

TEAM STATISTICS

Team Statistics	BSU	UMD
FIRST DOWNS	12	22
RUSHES-YARDS (NET)	28-50	45-235
PASSING YDS (NET)	194	242
Passes Att-Comp-Int	25-16-0	22-14-0
TOTAL OFFENSE PLAYS-YDS	53-244	67-477
Fumble Returns-Yards	1-67	0-0
Punt Returns-Yards	0-0	2-20
Kickoff Returns-Yards	7-121	3-40
Interception Returns-Yards	0-0	0-0
Punts (Number-Avg)	7-31.6	3-38.0
Fumbles-Lost	4-3	1-1
Penalties-Yards	2-20	6-52
Possession Time	25:45	34:15
Third-Down Conversions	4 of 12	4 of 10
Fourth-Down Conversions	2 of 2	2 of 3
Red-Zone Scores-Chances	2-2	5-6
Sacks By: Number-Yards	0-0	5-22

Kickoff time: 6:00 pm
Elapsed time: 2:40

Temperature: 59; Wind: 7 mph E; Weather: Sunny

INDIVIDUAL STATISTICS

RUSHING (att-yds):

BSU-Kroepelin 11-44; Miles 4-15; Hemling 1-3; Edholm, 12-minus 12. UMD-Odim 20-79; Vogler 4-75; Foss 6-48; Claiborne 7-20; Bauer 3-16; TEAM 1-0; Winfield 3-minus 1; Lynch 1-minus 2.

PASSING (att-comp-INT-yds):

BSU-Edholm 15-24-0-177; Lee, J. 1-1-0-17. UMD-Vogler 10-16-0-193; Lynch 4-6-0-49.

RECEIVING (rec-yds):

BSU-Leonhardt 5-76; Abram 3-26; Henningson 2-35; Rongstad 2-16; Solors 2-15; Schultz 1-17; Kroepelin 1-9. UMD-Winfield 4-118; Odim 2-33; Quilling 2-32; Reichert, 2-21; Stinogel 1-20; Helmer 1-8; Claiborne 1-6; Hayes, 1-4.

INTERCEPTIONS (no-yds):

BSU-None. UMD-None.

FUMBLES:

BSU-Kroepelin 1-0; Miles 1-1; Hemling 1-1; Edholm 1-1. UMD-Lynch 1-1.

SACKS (UA-A):

BSU-None. UMD-Akey 1-1; Schock 1-0; Bauman 1-0; Huberty 1-0; Haas 0-1.

TACKLES (UA-A, min 5):

BSU-Eagan 2-6; Hrdlicka 6-1; Szczepanski 4-3; Scheff 3-4; Knutson 3-2; Percak-Dennett 2-3. UMD-Harper 5-2; Fechtelkottler 3-3; Akey 3-3; Huberty 2-3.

Scoring Summary

	1	2	3	4	Final
Upper Iowa (0-5; 0-4)	0	0	6	6	12
Bemidji State (4-2; 3-2)	17	14	7	13	51

1 11:17	BSU Sundby 24 yd field goal	0 - 3
06:52	BSU Schultz 19 yd pass from Edholm (Sundby kick)	0 - 10
00:47	BSU Crosby 10 yd interception return (Sundby kick)	0 - 17
2 05:02	BSU Kroepelin 4 yd run (Sundby kick)	0 - 24
00:20	BSU Schultz 24 yd pass from Edholm (Sundby kick)	0 - 31
3 06:34	BSU Kroepelin 8 yd run (Sundby kick)	0 - 38
05:16	UIU Schaeffer 27 yd pass from Curran (Parmenter kick blocked)	6 - 38
4 14:55	BSU Edholm 13 yd run (Pulkinen kick)	6 - 45
08:38	BSU Lee 9 yd pass from Rongstad (Pulkinen rush fumbled)	6 - 51
00:00	UIU Baldwin 10 yd pass from Hovden	12 - 51

TEAM STATISTICS

Team Statistics	UIU	BSU
FIRST DOWNS	11	28
RUSHES-YARDS (NET)	35-139	50-281
PASSING YDS (NET)	84	190
Passes Att-Comp-Int	19-9-1	21-14-3
TOTAL OFFENSE PLAYS-YARDS	54-223	71-471
Fumble Returns-Yards	0-0	0-0
Punt Returns-Yards	0-0	2-60
Kickoff Returns-Yards	9-189	2-46
Interception Returns-Yards	3-10	1-10
Punts (Number-Avg)	8-33.9	1-23.0
Fumbles-Lost	2-1	0-0
Penalties-Yards	5-38	5-46
Possession Time	25:17	34:43
Third-Down Conversions	2 of 12	9 of 12
Fourth-Down Conversions	1 of 1	1 of 1
Red-Zone Scores-Chances	1-1	6-6
Sacks By: Number-Yards	0-0	2-11

Kickoff time: 1:00 pm
Elapsed time: 2:30

Officials: Referee: Tim Weber; Umpire: John Emmett; Linesman: Scott Hoeke; Line judge: Dan Fleming; Back judge: Jerry Beers; Field judge: Pat Breen; Side judge: Daren Pladson.

Temperature: 57 F; Wind: W 7 mph; Weather: Sunny

INDIVIDUAL STATISTICS

RUSHING (att-yds):

UIU-Jackson 2-47; Otdoerfer 8-26; Curran 3-23; Epsteen 2-18; Moser 3-13; O'Neal 3-8; West 1-3; Hovden 2-2; Kaluzny 10-0; Hubbard 1-minus 1. BSU-Battle 13-88; Kroepelin 13-78; Miles 10-55; Edholm 4-27; Hemling 6-26; Solors 1-4; Lee 1-2; Rongstad 2-1.

PASSING (att-comp-INT-yds):

UIU-Curran 5-11-1-50; Hovden 4-6-0-34; Kaluzny 0-2-0-0. BSU-Edholm 12-18-2-175; Rongstad 2-2-0-15; Lee J. 0-1-1-0.

RECEIVING (rec-yds):

UIU-Schaeffer 3-48; Baldwin 3-17; Williams 2-14; Hubbard 1-5. BSU-Schultz 3-57; Abram 3-41; Lee, J. 2-32; Leonhardt 2-31; Henningson 1-9; Berg 1-8; Gandrud 1-6; Metz 1-6.

INTERCEPTIONS (no-yds):

UIU-Henry 2-12; Love 1-minus 2. BSU-Crosby 1-10.

FUMBLES:

UIU-Kaluzny 1-1; Hovden 1-0. BSU-None.

SACKS (UA-A):

UIU-None. BSU-Wills 2-0.

TACKLES (UA-A, min 5):

UIU-Leggett 5-9; Popenfoose 4-10; Henry 4-4; Wilson 3-4; Douglas 3-3; Addy 3-2; Donnely 2-3; Nix 1-4. BSU-Wills 3-6; Wright 2-6; Christensen 2-5; Crosby 2-4; Schmidt 2-3.

Scoring Summary

	1	2	3	4	Final
Bemidji State (3-3; 2-3)	0	7	0	7	14
Concordia (4-2; 3-2)	7	7	6	0	20

1 06:29	CU Campbell 5 yd run (King, kick)	0 - 7
2 12:37	BSU Kroepelin 1 yd run (Sundby kick)	7 - 7
03:35	CU Gilbert 31 yd pass from Ohm (King kick)	7 - 14
3 08:06	CU Campbell 32 yd run (King kick failed)	7 - 20
4 06:09	BSU Metz 8 yd pass from Edholm (Sundby kick)	14 - 20

TEAM STATISTICS

Team Statistics	BSU	CU
FIRST DOWNS	13	18
RUSHES-YARDS (NET)	36-112	43-227
PASSING YDS (NET)	143	106
Passes Att-Comp-Int	31-16-1	20-10-0
TOTAL OFFENSE PLAYS-YDS	67-255	63-333
Fumble Returns-Yards	0-0	0-0
Punt Returns-Yards	1-45	1--2
Kickoff Returns-Yards	4-80	3-67
Interception Returns-Yards	0-0	1-21
Punts (Number-Avg)	5-39.0	6-35.0
Fumbles-Lost	1-0	2-0
Penalties-Yards	4-25	6-40
Possession Time	30:17	29:43
Third-Down Conversions	8 of 17	5 of 14
Fourth-Down Conversions	2 of 4	1 of 1
Red-Zone Scores-Chances	2-2	1-2
Sacks By: Number-Yards	1-8	3-13

Kickoff time: 6:00 pm
Elapsed time: 2:32

Officials: Referee: Bob Zahradka; Umpire: Pete Larkin; Linesman: Chris Riba; Line judge: Jeff Linehan; Back judge: George Drouches; Field judge: Rick Spencer; Side judge: Jim Johnson

Temperature: 79; Wind: ENE 4 mph; Weather: Sunny

INDIVIDUAL STATISTICS

RUSHING (att-yds):

BSU-Kroepelin 20-82; Rongstad 3-12; Battle 2-7; Edholm 7-5; Miles 3-3; Solors 1-3. CU-Campbell 20-137; Shaw 9-37; Peterson 5-36; Ohm 6-20; Gilbert 1-2; TEAM 2-minus 5.

PASSING (att-comp-INT-yds):

BSU-Edholm 16-31-1-143. CU-Peterson 4-12-0-48; Ohm 6-8-0-58.

RECEIVING (rec-yds):

BSU-Schultz 4-35; Leonhardt 2-28; Henningson 2-21; Metz 2-14; Kroepelin 2-minus 3; Rongstad 1-17; Berg 1-13; Lee 1-9; Abram 1-9. CU-Hovey, 4-24; Zeah 2-31; Vavra 2-26; Gilbert 1-31; Campbell 1-minus 6.

INTERCEPTIONS (no-yds):

BSU-None. CU-McCalope 1-21.

FUMBLES:

BSU-Edholm 1-0. CU-Ohm 1-0; Moten 1-0.

SACKS (UA-A):

BSU-Wills 1-0. CU-Glomski 1-1; Moore 1-0; Blackmon 0-1.

TACKLES (UA-A, min 5):

BSU-Crosby 7-8; Scheff 7-3; Eagan 4-4; Wills 2-3. CU-Glomski 7-3; Koehn 6-1; Blackmon 4-2; Quayle 3-3; Campbell 2-3; Moore 1-4.



BEMIDJI STATE 14
MSU MOORHEAD 6

Oct. 16, 2010
Moorhead, Minn. - Alex Nemzek Stadium
Attendance: 2,570



UNIVERSITY OF MARY 22
BEMIDJI STATE 23

Oct. 23, 2010
Bemidji, Minn. - Chet Anderson Stadium
Attendance: 1,302



NORTHERN STATE 13
BEMIDJI STATE 41

Oct. 30, 2010
Bemidji, Minn. - Chet Anderson Stadium
Attendance: 1,545

Scoring Summary 1 2 3 4 Final

Bemidji State (4-3; 3-3)	0	7	7	0	14
Minn., Crookston (2-5; 2-4)	0	0	6	0	6

2 01:50 BSU Lee 13 yd pass from Edholm (Sundby kick)	7 - 0
3 07:37 BSU Kroepflin 7 yd run (Sundby kick)	14 - 0
04:26 MSUM Lucious-West 5 yd run (Kramer kick blocked)	14 - 6

TEAM STATISTICS

Team Statistics	BSU	MSUM
FIRST DOWNS	13	12
RUSHES-YARDS (NET)	40-131	32-74
PASSING YDS (NET)	158	128
Passes Att-Comp-Int	31-16-1	28-10-2
TOTAL OFFENSE PLAYS-YDS	71-289	60-202
Fumble Returns-Yards	0-0	0-0
Punt Returns-Yards	1-8	2-7
Kickoff Returns-Yards	1-19	3-103
Interception Returns-Yards	2-25	1-0
Punts (Number-Avg)	5-32.8	8-30.5
Fumbles-Lost	2-2	2-2
Penalties-Yards	7-54	9-75
Possession Time	31:09	28:51
Third-Down Conversions	3 of 13	2 of 14
Fourth-Down Conversions	1 of 5	1 of 2
Red-Zone Scores-Chances	2-4	1-1
Sacks By: Number-Yards	4-24	2-13

Kickoff time: 1:00 pm
Elapsed time: 2:50

Officials: Referee: Tim Weber; Umpire: John Emmett; Linesman: Scott Hoeke; Line judge: Dan Fremling; Back judge: Jerry Beers; Field judge: Pat Breen; Side judge: Daren Pladson.

Temperature: 54; Wind: WNW 17 mph; Weather: Fair, PC

INDIVIDUAL STATISTICS

RUSHING (att-yds):

BSU-Kroepflin 26-91; Battle 6-44; Sczepanski 1-2; Solors 1-1; Rongstad 1-minus 1; Edholm 5-minus 6. MSUM-Lucious-West 18-64; Thompson 3-20; McWilliams 4-11; 43 1-2; Pluta 6-minus 23.

PASSING (att-comp-INT-yds):

BSU-Edholm 16-31-1-158. MSUM-Pluta 10-28-2-128.

RECEIVING (rec-yds):

BSU-Leonhardt 7-65; Lee 4-50; Schultz 3-34; Abram 1-5; Wakefield 1-4. MSUM-Small 3-37; Leach 2-36; Thompson 2-34; Birr 1-19; McWilliams 1-1; Lucious-West 1-1.

INTERCEPTIONS (no-yds):

BSU-Ragsdale 1-15; Christensen 1-10. MSUM-Larson 1-0.

FUMBLES:

BSU-Schultz 1-1; Ragsdale 1-1. MSUM-Thompson 1-1; Pluta 1-1.

SACKS (UA-A):

BSU-Lardinois 1-0; Christensen 1-0; Crosby 1-0; Sczepanski 1-0. MSUM-Pryor 1-0; Bimage 1-0.

TACKLES (UA-A, min 5):

BSU-Crosby 4-6; Scheff 3-6; Eagan 2-5; Sczepanski 4-2. MSUM-Larsen 6-10; Schuette 2-10; Pryor 6-5; Davidson 6-4; Bimage 1-6; Dawson 3-2; Elliot 2-3; Larson 1-4.

Scoring Summary 1 2 3 4 Final

U-Mary (1-7; 1-6)	0	19	0	3	22
Bemidji State (5-3; 3-3)	7	3	10	3	23

1 09:03 BSU - Lardinois 30 yd fumble recovery (Sundby kick),	0-7
2 12:26 BSU - Sundby 36 yd field goal	0-10
10:56 MARY - Lomax 7 yd run (Reisenauer kick blocked)	6-10
02:21 MARY - Bagnell 1 yd run (Reisenauer kick failed)	12-10
00:45 MARY - Lomax 5 yd run (Reisenauer kick)	19-10
3 07:19 BSU - Sundby 28 yd field goal	19-13
01:30 BSU - Kroepflin 1 yd run (Sundby kick)	19-20
4 12:34 MARY - Reisenauer 32 yd field goal	22-20
00:21 BSU - Sundby 26 yd field goal	22-23

TEAM STATISTICS

Team Statistics	U-Mary	BSU
FIRST DOWNS	14	19
RUSHES-YARDS (NET)	47-105	33-108
PASSING YDS (NET)	157	181
Passes Att-Comp-Int	27-15-0	34-17-2
TOTAL OFFENSE PLAYS-YARDS	74-262	67-289
Fumble Returns-Yards	0-0	1-30
Punt Returns-Yards	0-0	3-29
Kickoff Returns-Yards	4-77	3-54
Interception Returns-Yards	2-27	0-0
Punts (Number-Avg)	8-38.8	6-41.7
Fumbles-Lost	2-2	1-1
Penalties-Yards	7-85	4-45
Possession Time	32:49	27:11
Third-Down Conversions	6 of 17	4 of 13
Fourth-Down Conversions	0 of 0	0 of 0
Red-Zone Scores-Chances	4-4	4-4
Sacks By: Number-Yards	1-4	4-47

Kickoff time: 1:00 pm
Elapsed time: 2:48

Officials: Referee: Dick Eldridge; Umpire: Jim Schrank; Linesman: Tom Franta; Line judge: George Winn; Back judge: Jason Frank; Field judge: Matt Gallagher; Side judge: Jason Nickleby

Temperature: 52; Wind: Weather: Cloudy, windy

INDIVIDUAL STATISTICS

RUSHING (att-yds):

MARY-Lomax 29-88; Gross 4-27; Bagnell 14-minus 10. BSU-Kroepflin 16-72; Edholm 9-28; Battle 4-8; Solors 1-5; TEAM 2-minus 1; Metz 1-minus 4.

PASSING (att-comp-INT-yds):

MARY-Bagnell 15-27-0-157. BSU-Edholm 17-34-2-181.

RECEIVING (rec-yds):

MARY-Newsome 7-47; Steffan 3-52; Costello 3-24; Sandy 1-24; Gross 1-10. BSU-Schultz 4-70; Leonhardt 4-48; Metz 3-13; Abram 2-23; Kroepflin 2-18; Henningson 1-10; Battle 1-minus 1.

INTERCEPTIONS (no-yds):

MARY-Broome 1-26; Ziehlke 1-1. BSU-None.

FUMBLES:

MARY-Bagnell 2-2. BSU-Solors, Nate 1-1.

SACKS (UA-A):

MARY-Wenschlag 1-0. BSU-Christensen 0-1; Lardinois 1-0; Sczepanski 0-1; Wills 1-0; Beste, Josh 1-0.

TACKLES (UA-A, min 5):

MARY-Broome 3-6; Ziehlke 3-5; Cleveland 4-3; Benton 3-3; Allen 3-3. BSU-Wills 6-8; Crosby 4-7; Eagan 3-7; Scheff 3-3; Bellinger 3-2; Schmidt 2-3; Christensen 1-4.

Scoring Summary 1 2 3 4 Final

Northern State (1-8; 1-7)	0	6	0	7	13
Bemidji State (5-3; 3-3)	13	14	7	7	41

1 10:10 BSU Kroepflin 15 yd run (Sundby kick)	0 - 7
03:10 BSU Leonhardt 13 yd pass from Edholm (Sundby kick blocked)	0 - 13
2 11:57 BSU Lee 11 yd pass from Edholm (Sundby kick)	0 - 20
05:38 BSU Kroepflin 45 yd run (Sundby kick)	0 - 27
00:36 NSU Mau 6 yd pass from Wanner (Parrott kick failed)	6 - 27
3 00:34 BSU Schultz 5 yd pass from Edholm (Sundby kick)	6 - 34
4 10:20 BSU Leonhardt 15 yd pass from Edholm (Sundby kick)	6 - 41
04:49 NSU Morrison, Chad 10 yd run (Parrott kick)	13 - 41

TEAM STATISTICS

Team Statistics	NSU	BSU
FIRST DOWNS	17	25
RUSHES-YARDS (NET)	29-110	50-350
PASSING YDS (NET)	160	100
Passes Att-Comp-Int	28-16-1	15-7-0
TOTAL OFFENSE PLAYS-YARDS	57-270	65-450
Fumble Returns-Yards	0-0	0-0
Punt Returns-Yards	0-0	2--1
Kickoff Returns-Yards	7-157	3-34
Interception Returns-Yards	0-0	1-3
Punts (Number-Avg)	5-37.0	4-45.0
Fumbles-Lost	1-1	0-0
Penalties-Yards	6-51	5-65
Possession Time	26:31	33:29
Third-Down Conversions	5 of 13	5 of 11
Fourth-Down Conversions	0 of 2	1 of 1
Red-Zone Scores-Chances	2-3	5-5
Sacks By: Number-Yards	2-14	2-14

Kickoff time: 1:00 pm
Elapsed time: 2:33

Officials: Referee: Pete Cheeley; Umpire: Mike Bukowski; Linesman: Mike Carr; Line judge: Dick Hommerding; Back judge: Paul Conrad; Field judge: Dale Freese; Side judge: Greg Johnson

Temperature: 41; Wind: NNW 7mph Weather: sunny

INDIVIDUAL STATISTICS

RUSHING (att-yds):

NSU-Morrison 6-44; Anderson 12-37; Wanner 6-26; Fiegler 1-15; Migdal 1-minus 1; Richardson 2-minus 2; Racowschi 1-minus 9. BSU-Kroepflin 23-200; Battle 7-91; Lee 4-21; Hemling 6-17; Edholm 5-17; Miller 2-7; TEAM 3-minus 3.

PASSING (att-comp-INT-yds):

NSU-Wanner 13-21-0-124; Fiegler 3-6-1-36; TM 0-1-0-0. BSU-Edholm 7-15-0-100.

RECEIVING (rec-yds):

NSU-Mau 5-33; Migdal 3-16; Haderlie 2-30; Hanley 2-16; Nance 1-22; Richardson 1-16; DesLauriers, Tr 1-15; Aho, Josh 1-12. BSU-Lee 2-38; Leonhardt 2-28; Schultz 2-23; Henningson 1-11.

INTERCEPTIONS (no-yds):

NSU-None. BSU-Ragsdale 1-3.

FUMBLES:

NSU-Morrison, Chad 1-1. BSU-None.

SACKS (UA-A):

NSU-Seuga 1-1; Bather 0-1. BSU-Beste 1-0; Wills 1-0.

TACKLES (UA-A, min 5):

NSU-Racowschi 5-5; Bogdanovich 1-7; Bock 4-2; Hurd 3-2; Dosch 3-2; Capers 2-3. BSU-Scheff 5-3; Eagan 3-5; Schmidt 1-7; Crosby 1-6; Bellinger 3-3; Wills 2-3.