

Super 8 - 1/13/2012 to 1/14/2012

**Super 8
Bemidji, MN
Results**

Women 60 Meter Dash


Name	Year School	Seed	Prelims	H#
Preliminaries				
1 Bjork, Kirsten	Minnesota-Duluth	8.02	8.16Q	3
2 Schmidt, Becky	St. Cloud State	8.23	8.17Q	4
3 Bair, Maggie	St. Scholastica	7.96	8.27Q	2
4 Hickey, Erin	Minnesota-Duluth	8.40	8.46Q	1
5 Pangerl, Erin	Minnesota-Duluth	8.30	8.29q	3
6 Thelen, Rachel	St. Scholastica	8.19	8.29q	4
7 Miller, Taylor	Jamestown	8.36	8.42q	2
8 Johnson, KJ	UNAT-Bemidji State		8.50q	1
9 Reuer, Allison	Minnesota-Duluth	8.60	8.54q	3
10 Helterbran, Allie	Minot State	8.63	8.62q	3
11 Lindberg, Tia	UNAT-Bemidji State	8.80	8.67q	1
12 Cooper, Ashley	Jamestown	8.50	8.71q	2
13 Flandrick, Christina	St. Cloud State	8.87	8.76q	1
14 McCphail, Alesha	St. Cloud State	8.60	8.82q	4
15 Schumacher, Kayla	Jamestown	8.66	8.84q	2
16 Bushey, Darian	Wis.-Superior	8.96	8.86q	2
17 Maher, Amelia	Minnesota-Duluth	8.61	8.88	4
18 Romine, Summer	Valley City State	9.00	9.45	3
19 Olgrady, Marisa	Bemidji State	9.59	9.91	4
20 Alexander, Kayla	Bemidji State	9.93	9.96	3

Women 60 Meter Dash

Name	Year School	Prelims	Finals	H#	Points
Finals					
1 Schmidt, Becky	St. Cloud State	8.17	8.10	1	
2 Bjork, Kirsten	Minnesota-Duluth	8.16	8.16	1	
3 Pangerl, Erin	Minnesota-Duluth	8.29	8.27	1	
4 Bair, Maggie	St. Scholastica	8.27	8.28	1	
5 Johnson, KJ	UNAT-Bemidji State	8.50	8.43	2	
6 Thelen, Rachel	St. Scholastica	8.29	8.46	1	
7 Miller, Taylor	Jamestown	8.42	8.47	2	
8 Reuer, Allison	Minnesota-Duluth	8.54	8.58	2	
9 Helterbran, Allie	Minot State	8.62	8.60	2	
10 Hickey, Erin	Minnesota-Duluth	8.46	8.65	1	
11 Lindberg, Tia	UNAT-Bemidji State	8.67	8.67	2	
12 Cooper, Ashley	Jamestown	8.71	8.95	2	

Women 200 Meter Dash

Name	Year School	Seed	Finals	H#	Points
1 Dailey, Sienna	Minot State	26.79	26.86	1	



Super 8 - 1/13/2012 to 1/14/2012

**Super 8
Bemidji, MN
Results**

...Women 200 Meter Dash

2	Bjork, Kirsten	Minnesota-Duluth	26.31	27.01	1
3	Schmidt, Becky	St. Cloud State	27.35	27.05	2
4	Ohaju, Laurel	St. Scholastica	27.30	27.35	2
5	Miller, Taylor	Jamestown	27.54	27.60	3
6	Berg, Mariah	St. Scholastica	28.00	28.17	3
7	Witikko, Niila	St. Cloud State	28.00	28.48	3
8	Lindberg, Tia	UNAT-Bemidji State	29.01	28.71	4
9	Cooper, Ashley	Jamestown	28.88	29.09	4
10	Clementson, Brietta	Minnesota-Duluth	28.32	29.42	3
11	Anderson, Danielle	Wis.-Superior	29.00	29.48	4
12	Kuklinski, Lauren	St. Cloud State	27.50	29.59	2
13	Bushey, Darian	Wis.-Superior		30.47	4

Women 400 Meter Dash


Name	Year School	Seed	Finals	H#	Points
1	Dailey, Sienna	Minot State	1:03.00	1:01.98	2
2	Hassing, Kaitlin	Minnesota-Duluth	1:01.25	1:02.01	1
3	Witikko, Niila	St. Cloud State	1:02.00	1:02.90	2
4	Sanders, Alyssa	Jamestown	1:02.94	1:04.25	2
5	Erlandson, Stephanie	Jamestown	1:03.00	1:05.33	3
6	Johnson, Kelsey	Wis.-Superior	1:06.00	1:06.97	3
7	Anderson, Danielle	Wis.-Superior	1:08.00	1:07.10	3
8	Pfaff, Andrea	St. Cloud State	1:05.89	1:08.10	3
--	Ohaju, Laurel	St. Scholastica	1:01.75	DQ	1

Women 600 Meter Run

Name	Year School	Seed	Finals	Points
1	Ohman, Michelle	Bemidji State	1:40.77	1:41.97
2	Hauptert, MacKenzie	Bemidji State	1:50.41	1:44.65
3	Fuka, Anna	Valley City State	1:45.00	1:45.11
4	Byle, Kayla	Jamestown	1:42.00	1:47.70
5	Mueller, Ashley	Jamestown	1:46.00	1:51.44
6	Alexandrou, Kallistheni	Minnesota-Duluth	1:50.09	1:56.11

Women 800 Meter Run

Name	Year School	Seed	Finals	Points
1	Hornung, Madeline	Jamestown	2:24.00	2:23.77
2	Wurl, Hannah	Minnesota-Duluth	2:22.31	2:25.51
3	Maras, Kirsten	Bemidji State	2:27.00	2:25.74
4	Souder, Mallory	Jamestown	2:27.00	2:31.00
5	Johnston, Sydney	Minnesota-Duluth	2:26.00	2:31.41



Super 8 - 1/13/2012 to 1/14/2012

**Super 8
Bemidji, MN
Results**

....Women 800 Meter Run

6	Pahlen, JaNae	St. Scholastica	2:30.00	2:31.57
7	Larson, Tina	Bemidji State	3:28.00	2:36.21
8	Lucht, Maila	Minot State		2:36.50
9	Bachel, Bernie	Jamestown	2:30.00	2:38.90
10	Kuntz, Kara	Minot State		2:40.26
11	Olson, Nicole	Wis.-Superior		2:40.76
12	Markwart, Andrea	Jamestown	2:32.00	2:42.77
13	Charley, Miranda	Jamestown	2:39.00	2:44.86

Women 1000 Meter Run

Name	Year	School	Seed	Finals	Points
1 Rivard, Samantha		UNAT-Bemidji State	3:45.00	3:24.55	
2 Micheletti, Christina		Wis.-Superior	3:31.96	3:26.18	
3 Lasch, Kasey		Bemidji State		3:27.62	

Women 1 Mile Run


Name	Year	School	Seed	Finals	Points
1 Reyes, Aleona		Jamestown	5:12.00	5:12.41	
2 Rudin, Alexandra		Minnesota-Duluth		5:37.20	
3 Kuntz, Kara		Minot State		5:55.07	
4 Boucher, Tess		Bemidji State		5:56.64	
5 Lucht, Maila		Minot State		6:03.78	
6 Thomas, Abby		Minnesota-Duluth	6:20.00	6:06.69	
7 Juhl, Moriah		Jamestown	5:55.00	6:27.14	

Women 3000 Meter Run

Name	Year	School	Seed	Finals	Points
1 Boman, Amanda		Minnesota-Duluth	11:05.00	10:44.04	
2 Chasson, Sarah		Minnesota-Duluth	11:29.00	11:37.31	
3 Thomas, Abby		Minnesota-Duluth		12:36.91	
4 Paquin, Emily		Bemidji State		13:13.92	
5 Meyer, Jessica		Bemidji State		13:23.25	

Women 5000 Meter Run

Name	Year	School	Seed	Finals	Points
1 Schall, Courtney		Minot State		17:21.52	
2 Anderson, Danielle		Minot State		19:00.04	
3 Walling, Michelle		Minot State		19:17.14	



Super 8 - 1/13/2012 to 1/14/2012

**Super 8
Bemidji, MN
Results**

Women 60 Meter Hurdles


Name	Year School	Seed	Prelims	H#
Preliminaries				
1 Ring, Kelsi	Minnesota-Duluth	9.03	9.04Q	1
2 Larva, Ashley	Bemidji State	9.61	9.36Q	2
3 King, Kelsey	St. Cloud State	9.20	9.81Q	3
4 Kuklinski, Lauren	St. Cloud State	9.50	10.32Q	4
5 Bair, Maggie	St. Scholastica	9.06	9.41q	2
6 Durovec, Brea	St. Scholastica	9.78	9.83q	1
7 Walhovd, Angela	St. Cloud State	9.59	9.95q	3
8 Cooper, Ashley	Jamestown	9.66	10.33q	1
9 Flandrick, Christina	St. Cloud State	9.50	10.35q	4
10 Schumacher, Kayla	Jamestown	9.88	10.40q	3
11 Gustafson, Jill	Jamestown	9.95	10.43q	4
12 Maher, Amelia	Minnesota-Duluth	10.28	10.49q	3
13 Kromrey, Jennifer	Wis.-Superior	10.51	10.53q	1
14 Warnes, Jolynn	Jamestown	9.84	10.67q	2
15 Clementson, Brietta	Minnesota-Duluth	10.86	10.77q	1
16 Pfaff, Andrea	St. Cloud State	10.27	10.87q	4
17 Alexander, Kayla	Bemidji State	12.76	12.97	2

Women 60 Meter Hurdles

Name	Year School	Prelims	Finals	H#	Points
Finals					
1 Ring, Kelsi	Minnesota-Duluth	9.04	9.12	1	
2 Larva, Ashley	Bemidji State	9.36	9.29	1	
3 Bair, Maggie	St. Scholastica	9.41	9.39	1	
4 Durovec, Brea	St. Scholastica	9.83	9.83	1	
5 Cooper, Ashley	Jamestown	10.33	10.21	2	
6 Gustafson, Jill	Jamestown	10.43	10.24	2	
7 Schumacher, Kayla	Jamestown	10.40	10.34	2	
8 Maher, Amelia	Minnesota-Duluth	10.49	10.56	2	
9 Kuklinski, Lauren	St. Cloud State	10.32	10.68	1	
-- King, Kelsey	St. Cloud State	9.81			

Women 4x200 Meter Relay

School	Seed	Finals	Points
1 Bemidji State 'A'	1:52.00	1:56.06	
2 Wis.-Superior 'A'	1:54.43	1:57.82	
3 Jamestown 'A'	2:00.00	1:59.53	
4 Wis.-Superior 'B'	2:10.50	2:12.08	



Super 8 - 1/13/2012 to 1/14/2012

**Super 8
Bemidji, MN
Results**

Women 4x400 Meter Relay


School	Seed	Finals	H#	Points
1 Bemidji State 'A'	4:15.58	4:14.88	1	
2 Minnesota-Duluth 'A'	4:06.00	4:21.63	1	
3 Jamestown 'A'	4:15.00	4:25.73	1	
4 Jamestown 'B'	4:20.00	4:28.56	2	
5 St. Cloud State 'A'	4:10.00	4:33.45	1	
6 Jamestown 'C'	4:36.00	4:47.52	2	
7 Bemidji State 'B'	4:30.00	4:50.10	2	

Women High Jump

Name	Year School	Seed	Finals	Points
1 Brown, Taylor	Jamestown	1.47m	1.58m	5-02.25
1.20 1.25 1.30 1.35 1.40 1.45 1.50 1.55 1.58 1.60 P P P P P O O O XO XXX				
2 Walhovd, Angela	St. Cloud State	1.61m	1.55m	5-01.00
1.20 1.25 1.30 1.35 1.40 1.45 1.50 1.55 1.60 P P P P O O O O XXX				
3 Johannes, Mallory	Jamestown	1.57m	1.55m	5-01.00
1.20 1.25 1.30 1.35 1.40 1.45 1.50 1.55 1.58 1.60 P P P P P O O O XX XXX				
4 Maher, Amelia	Minnesota-Duluth	1.57m	1.55m	5-01.00
1.20 1.25 1.30 1.35 1.40 1.45 1.50 1.55 1.58 1.60 P P P O O O O XO XX XXX				
5 Lohn, Bre	St. Scholastica	1.52m	1.45m	4-09.00
1.20 1.25 1.30 1.35 1.40 1.45 1.50 P P P O O XO XXX				
6 Romine, Summer	Valley City State	1.50m	1.40m	4-07.00
1.20 1.25 1.30 1.35 1.40 1.45 P P P XO O XXX				
7 Vomhof, Kate	Wis.-Superior	1.37m	1.30m	4-03.25
1.20 1.25 1.30 1.35 P P XO XXX				
8 Quast, Caitlyn	Bemidji State	1.22m	1.20m	3-11.25
1.20 1.25 XXO XXX				

Women Pole Vault

Name	Year School	Seed	Finals	Points
1 Novtony, Kari	Minnesota-Duluth	10-11.75	3.20m	10-06.00
2.15 2.30 2.45 2.60 2.75 2.90 3.05 3.20 3.35 P P P P P O XO O XXX				



Super 8 - 1/13/2012 to 1/14/2012


**Super 8
Bemidji, MN
Results**

....Women Pole Vault

2	Thelen, Rachel	St. Scholastica	9-06.25	3.05m	10-00.00
	2.15 2.30 2.45 2.60 2.75 2.90 3.05 3.20				
	P P P P O O O XXX				
3	Flandrick, Christina	St. Cloud State	10-06.00	3.05m	10-00.00
	2.15 2.30 2.45 2.60 2.75 2.90 3.05 3.20				
	P P P P XXO O XXO XXX				
3	Johnson, Carmen	St. Cloud State	10-00.00	3.05m	10-00.00
	2.15 2.30 2.45 2.60 2.75 2.90 3.05 3.20				
	P P O P XXO O XXO XXX				
5	McCphail, Alesha	St. Cloud State	9-05.00	2.60m	8-06.25
	2.15 2.30 2.45 2.60 2.75 2.90				
	P P P O P XXX				
5	Rossiter, Rachel	Wis.-Superior	8-06.00	2.60m	8-06.25
	2.15 2.30 2.45 2.60 2.75				
	P P O O XXX				
5	Bair, Maggie	St. Scholastica	9-06.25	2.60m	8-06.25
	2.15 2.30 2.45 2.60 2.75				
	P P P O XXX				
8	Sampson, Keiley	Jamestown	8-04.75	2.45m	8-00.50
	2.15 2.30 2.45 2.60				
	XO O O XXX				
9	Quast, Caitlyn	Bemidji State		2.15m	7-00.50
	2.15 2.30				
	O XXX				
--	Borwege, Chelsea	Bemidji State	10-00.00	NH	
	2.15 2.30 2.45				
	P P XXX				
--	Vomhof, Kate	Wis.-Superior		NH	
	2.15				
	XXX				
--	Bickford, Kaia	Jamestown	7-06.50	NH	
	2.15				
	XXX				
--	Olgrady, Marisa	Bemidji State	8-06.25	NH	
	2.15				
	XXX				

Women Long Jump

Name	Year	School	Seed	Finals	Points
1 Kuklinski, Lauren		St. Cloud State	4.93m	5.28m	17-04.00
	FOUL	5.03m	5.28m	FOUL	
2 Hickey, Erin		Minnesota-Duluth	4.78m	5.08m	16-08.00
	FOUL	5.08m	FOUL	FOUL	
3 Helterbran, Allie		Minot State	4.95m	5.04m	16-06.50
	FOUL	FOUL	5.04m	4.28m	



Super 8 - 1/13/2012 to 1/14/2012

**Super 8
Bemidji, MN
Results**

...Women Long Jump


4	Schmidt, Becky	St. Cloud State	5.44m	4.97m	16-03.75
	FOUL FOUL 4.97m FOUL				
5	King, Kelsey	St. Cloud State	5.00m	4.85m	15-11.00
	FOUL 4.85m FOUL FOUL				
6	Berg, Mariah	St. Scholastica	5.00m	4.75m	15-07.00
	FOUL 4.75m 4.66m FOUL				
7	Johnsen, Hanna	Minot State	5.20m	4.72m	15-06.00
	FOUL FOUL 4.72m FOUL				
8	Nielsen, Katelyn	Minnesota-Duluth	4.98m	4.66m	15-03.50
	4.57m 4.66m FOUL FOUL				
9	Kromrey, Jennifer	Wis.-Superior	4.28m	4.52m	14-10.00
	FOUL FOUL FOUL 4.52m				
10	Schwantke, Emily	St. Scholastica		4.06m	13-04.00
	3.97m 3.93m 3.65m 4.06m				
11	Reuer, Allison	Minnesota-Duluth	4.47m	3.95m	12-11.50
	FOUL FOUL 3.95m FOUL				
12	Yadon, Nicole	Wis.-Superior	3.77m	3.69m	12-01.25
	FOUL 3.69m 3.67m FOUL				
--	Bopp, Josie	Jamestown	5.00m	FOUL	
	FOUL FOUL FOUL FOUL				

Women Triple Jump

Name	Year School	Seed	Finals	Points
1 Miller, Rachel	St. Scholastica	11.42m	11.26m	36-11.50
	FOUL 11.26m FOUL FOUL			
2 Johnsen, Hanna	Minot State	10.65m	10.46m	34-04.00
	10.29m 10.46m 10.19m 10.15m			
3 Warnes, Jolynn	Jamestown	10.60m	10.24m	33-07.25
	10.24m FOUL 9.99m FOUL			
4 Sautbine, Taylor	Bemidji State		10.18m	33-04.75
	10.15m 10.18m FOUL 9.80m			
5 Helterbran, Allie	Minot State	10.31m	10.09m	33-01.25
	10.05m FOUL 9.98m 10.09m			
6 Bopp, Josie	Jamestown	10.00m	9.95m	32-07.75
	9.95m FOUL 9.73m 9.57m			
7 Gustafson, Jill	Jamestown	10.40m	9.70m	31-10.00
	FOUL FOUL 9.54m 9.70m			
8 Nielsen, Katelyn	Minnesota-Duluth	9.96m	9.25m	30-04.25
	9.25m 9.21m 9.23m 9.07m			

Women Shot Put

Name	Year School	Seed	Finals	Points
------	-------------	------	--------	--------



Super 8 - 1/13/2012 to 1/14/2012


**Super 8
Bemidji, MN
Results**

....Women Shot Put

1	Kitzman, Rebecca	St. Cloud State	13.90m	13.42m	44-00.50
	FOUL 12.40m 12.83m 13.42m 12.43m FOUL				
2	Huberty, Becky	St. Scholastica	12.06m	12.24m	40-02.00
	FOUL FOUL 11.87m 12.24m FOUL 11.80m				
3	Ritter, Ashley	St. Cloud State	11.02m	11.12m	36-05.75
	FOUL 10.49m FOUL 11.12m FOUL 10.40m				
4	Engel, Samantha	Minot State		10.92m	35-10.00
	10.52m 10.63m 10.70m 10.65m 10.40m 10.92m				
5	Vinokur, Victoria	Wis.-Superior		10.54m	34-07.00
	9.72m FOUL 9.32m 9.60m 10.54m 9.90m				
6	Seeley, Alec	St. Scholastica	10.24m	10.30m	33-09.50
	9.60m FOUL FOUL 9.73m 10.10m 10.30m				
7	Capriglione, Katie	Wis.-Superior	11.00m	10.15m	33-03.75
	10.01m 8.86m 9.36m 10.05m 10.15m FOUL				
8	Hegg, Denna	UNAT-Bemidji State	8.75m	8.56m	28-01.00
	7.85m FOUL 8.28m 8.51m 7.93m 8.56m				
9	Alexander, Kayla	Bemidji State	6.91m	6.93m	22-09.00
	6.80m 6.69m 6.93m 6.64m 6.90m 6.77m				
10	Krepel, Katie	UNAT-Bemidji State	5.75m	6.67m	21-10.75
	6.67m 5.65m 5.47m				

Women Weight Throw

Name	Year School	Seed	Finals	Points
1 Stroh, Megan	Minnesota-Duluth	16.66m	16.82m	55-02.25
	15.74m 15.89m 16.82m FOUL FOUL 15.05m			
2 Seeley, Alec	St. Scholastica	15.70m	15.08m	49-05.75
	15.08m 15.07m 14.37m 14.40m FOUL 14.76m			
3 Capriglione, Katie	Wis.-Superior	14.95m	14.73m	48-04.00
	FOUL 11.42m 14.73m FOUL 14.53m 13.08m			
4 Huberty, Becky	St. Scholastica	15.24m	14.24m	46-08.75
	13.10m 14.24m 13.60m 13.67m 13.76m 13.72m			
5 Kitzman, Rebecca	St. Cloud State	14.74m	13.72m	45-00.25
	13.72m FOUL FOUL 13.30m FOUL 13.60m			
6 Aaseth, Sarah	St. Scholastica	13.44m	13.56m	44-06.00
	13.20m 13.47m 13.16m 13.56m 13.49m 13.49m			
7 Ritter, Ashley	St. Cloud State	13.33m	13.33m	43-09.00
	FOUL FOUL 11.97m 12.63m 13.09m 13.33m			
8 Olson, Tessa	Minnesota-Duluth	13.31m	13.05m	42-09.75
	11.82m FOUL FOUL FOUL 12.39m 13.05m			
9 Olson, Samantha	Minnesota-Duluth	14.05m	12.99m	42-07.50
	FOUL 12.99m 12.52m FOUL FOUL 12.06m			
10 Tallman, Camille	Minot State	11.28m	11.61m	38-01.25
	11.31m 11.61m 11.21m			
11 Peltier, Kayla	Wis.-Superior	11.01m	11.52m	37-09.50
	FOUL FOUL 11.52m			



Super 8 - 1/13/2012 to 1/14/2012

**Super 8
Bemidji, MN
Results**

...Women Weight Throw

12	Schwantke, Ashley	St. Scholastica	10.82m	11.35m	37-03.00
	FOUL 10.92m 11.35m				
13	Swanson, Ellen	Minnesota-Duluth	9.67m	10.21m	33-06.00
	FOUL 10.07m 10.21m				
14	Hegg, Denna	UNAT-Bemidji State	6.80m	8.43m	27-08.00
	8.43m 6.94m 6.73m				
15	Verner, Alexa	St. Scholastica	8.53m	8.35m	27-04.75
	FOUL 8.23m 8.35m				
16	Krepel, Katie	UNAT-Bemidji State	6.11m	7.12m	23-04.50
	6.78m 6.21m 7.12m				
--	Vinokur, Victoria	Wis.-Superior		FOUL	
	FOUL FOUL FOUL				

Indoor Pentathlon: #5 Women 800 Meter Dash Indoor Pentathlon


Name	Year School	Finals	Points
1 Perish, Tracy	St. Scholastica	2:28.65	710
2 Sautbine, Taylor	Bemidji State	2:42.40	546
3 Lee, Rebecca	Minnesota-Duluth	2:46.18	504
4 Larva, Ashley	Bemidji State	2:47.39	491
5 Miller, Chanel	Minnesota-Duluth	2:52.12	442
6 Schwantke, Emily	St. Scholastica	2:55.05	413
7 Klos, Alex	Minnesota-Duluth	2:59.36	371

Indoor Pentathlon: #1 Women 60 Meter Hurdles Indoor Pentathlon

Name	Year School	Finals	H#	Points
1 Miller, Chanel	Minnesota-Duluth	9.32	2	844
2 Larva, Ashley	Bemidji State	9.33	2	842
3 Sautbine, Taylor	Bemidji State	9.59	1	791
4 Lee, Rebecca	Minnesota-Duluth	9.78	3	754
5 Thelen, Jackie	St. Scholastica	10.06	1	701
6 Perish, Tracy	St. Scholastica	10.19	3	677
7 Klos, Alex	Minnesota-Duluth	10.55	3	613
8 Schwantke, Emily	St. Scholastica	10.74	2	580

Indoor Pentathlon: #2 Women High Jump Indoor Pentathlon

Name	Year School	Finals	Points
1 Miller, Chanel	Minnesota-Duluth	1.57m	5-01.75 701
		1.06 1.09 1.12 1.15 1.18 1.21 1.24 1.27 1.30 1.33 1.36 1.39 1.42 1.45 1.48 1.51 1.54 1.57 1.60	
		P P P P P P P P P P XO O P O XXO XO O P XXO XXX	



Super 8 - 1/13/2012 to 1/14/2012


**Super 8
Bemidji, MN
Results**

....Indoor Pentathlon: #2 Women High Jump Indoor Pentathlon

2	Thelen, Jackie	St. Scholastica	1.45m	4-09.00	566
	1.06 1.09 1.12 1.15 1.18 1.21 1.24 1.27 1.30 1.33 1.36 1.39 1.42 1.45 1.48				
	P P P P P P O P O O O P O XO XXX				
3	Sautbine, Taylor	Bemidji State	1.42m	4-07.75	534
	1.06 1.09 1.12 1.15 1.18 1.21 1.24 1.27 1.30 1.33 1.36 1.39 1.42 1.45				
	O P P P P P P O P P O O O O XXX				
4	Schwantke, Emily	St. Scholastica	1.36m	4-05.50	470
	1.06 1.09 1.12 1.15 1.18 1.21 1.24 1.27 1.30 1.33 1.36 1.39				
	P P P P P P P O P O XXO O XXX				
4	Perish, Tracy	St. Scholastica	1.36m	4-05.50	470
	1.06 1.09 1.12 1.15 1.18 1.21 1.24 1.27 1.30 1.33 1.36 1.39				
	P P P P P P P O O XO O XO XXX				
6	Klos, Alex	Minnesota-Duluth	1.33m	4-04.25	439
	1.06 1.09 1.12 1.15 1.18 1.21 1.24 1.27 1.30 1.33 1.36				
	O P P P P P P O XXO O XO XXX				
7	Lee, Rebecca	Minnesota-Duluth	1.30m	4-03.25	409
	1.06 1.09 1.12 1.15 1.18 1.21 1.24 1.27 1.30 1.33				
	O P P P P P XXO XXO O XXX				
8	Larva, Ashley	Bemidji State	1.18m	3-10.50	293
	1.06 1.09 1.12 1.15 1.18 1.21 1.24				
	O O P P O P XXX				

Indoor Pentathlon: #4 Women Long Jump Indoor Pentathlon

Name	Year School	Finals	Points
1 Perish, Tracy	St. Scholastica	5.11m 16-09.25	589
	5.09m FOUL 5.11m		
2 Lee, Rebecca	Minnesota-Duluth	4.95m 16-03.00	546
	4.31m 4.84m 4.95m		
3 Miller, Chanel	Minnesota-Duluth	4.89m 16-00.50	530
	4.82m 4.89m FOUL		
4 Thelen, Jackie	St. Scholastica	4.70m 15-05.00	479
	4.70m FOUL PASS		
5 Larva, Ashley	Bemidji State	4.41m 14-05.75	406
	FOUL FOUL 4.41m		
6 Klos, Alex	Minnesota-Duluth	4.34m 14-03.00	388
	3.97m 4.34m 4.05m		
-- Schwantke, Emily	St. Scholastica	FOUL	
	FOUL FOUL FOUL		
-- Sautbine, Taylor	Bemidji State	FOUL	
	FOUL FOUL FOUL		



Super 8 - 1/13/2012 to 1/14/2012

**Super 8
Bemidji, MN
Results**

Indoor Pentathlon: #3 Women Shot Put Indoor Pentathlon


Name	Year School	Finals	Points
1 Sautbine, Taylor 10.07m 10.38m 10.07m	Bemidji State	10.38m 34-00.75	554
2 Perish, Tracy 9.17m 10.21m 10.06m	St. Scholastica	10.21m 33-06.00	543
3 Schwantke, Emily 7.99m 8.34m ND	St. Scholastica	8.34m 27-04.50	421
4 Thelen, Jackie 7.69m 7.97m ND	St. Scholastica	7.97m 26-01.75	397
5 Miller, Chanel ND 7.85m ND	Minnesota-Duluth	7.85m 25-09.25	390
6 Larva, Ashley 7.55m 7.68m 6.93m	Bemidji State	7.68m 25-02.50	379
7 Klos, Alex ND ND 7.30m	Minnesota-Duluth	7.30m 23-11.50	354
8 Lee, Rebecca 6.63m 6.63m 7.08m	Minnesota-Duluth	7.08m 23-02.75	340

Women Indoor Pentathlon

Name	Year School	Seed	Finals	Points
1 Perish, Tracy	St. Scholastica		2989	
2 Miller, Chanel	Minnesota-Duluth		2907	
3 Lee, Rebecca	Minnesota-Duluth		2553	
4 Sautbine, Taylor	Bemidji State		2425	
5 Larva, Ashley	Bemidji State	2000	2411	
6 Klos, Alex	Minnesota-Duluth		2165	
7 Schwantke, Emily	St. Scholastica		1884	

Men 60 Meter Dash

Name	Year School	Seed	Prelims	H#
Preliminaries				
1 Kawalawu, George	St. Cloud State	6.91	6.98Q	2
2 Cheneyon, Leon	St. Cloud State	6.90	7.10Q	1
3 Brownell, Tendeh	St. Cloud State	7.04	7.13Q	4
4 Scott, Alfonso	St. Cloud State	7.03	7.28Q	3
5 Parker, Steven	St. Cloud State	7.10	7.29Q	5
6 Reuer, Philip	Valley City State	7.35	7.23q	1
7 Johnson, Samora	St. Scholastica		7.32q	4
8 Mathe, Lucas	St. Cloud State	7.50	7.33q	1
9 Sorensen, Michael	Wis.-Superior	7.47	7.39q	4
10 Kuntz, Eric	Minot State	7.31	7.40q	1
11 Buerkle, Mark	UNAT-Bemidji State	7.49	7.49q	3



Super 8 - 1/13/2012 to 1/14/2012

**Super 8
Bemidji, MN
Results**

....Men 60 Meter Dash


11 Petsch, JT	Jamestown	7.31	7.49q	2
13 Magomolla, Zakayo	Wis.-Superior	7.50	7.53q	1
14 Tanaka, Tayler	Minot State	7.37	7.56q	3
15 Olson, Holden	Minnesota-Duluth	7.61	7.58q	3
16 Nelms, Steve	Jamestown	7.45	7.60q	5
17 Erby, Jermaine	Valley City State	7.30	7.63	3
18 Downs, Allen	Jamestown	7.30	7.64	4
19 Schreiner, Evan	Jamestown	7.40	7.64	5
20 Flatland, Tyler	Minot State	7.36	7.70	2
21 Griepentrog, Kevin	Wis.-Superior	7.76	7.84	4
22 Perry, Steven	St. Scholastica		7.86	3
23 Urban, Scott	Minnesota-Duluth		7.92	5
24 Aus, Jordan	Valley City State	7.50	8.04	2

Men 60 Meter Dash

Name	Year School	Prelims	Finals	H#	Points
Finals					
1 Kawalawu, George	St. Cloud State	6.98	6.91	1	
2 Brownell, Tendeh	St. Cloud State	7.13	7.01	1	
3 Cheneyon, Leon	St. Cloud State	7.10	7.14	1	
4 Johnson, Samora	St. Scholastica	7.32	7.21	2	
5 Reuer, Philip	Valley City State	7.23	7.22	1	
6 Scott, Alfonso	St. Cloud State	7.28	7.25	1	
7 Parker, Steven	St. Cloud State	7.29	7.28	1	
8 Mathe, Lucas	St. Cloud State	7.33	7.33	2	
9 Sorensen, Michael	Wis.-Superior	7.39	7.39	2	
10 Kuntz, Eric	Minot State	7.40	7.39	2	
11 Buerkle, Mark	UNAT-Bemidji State	7.49	7.40	2	
12 Petsch, JT	Jamestown	7.49	7.50	2	

Men 200 Meter Dash

Name	Year School	Seed	Finals	H#	Points
1 Kawalawu, George	St. Cloud State	22.66	22.74	1	
2 Cheneyon, Leon	St. Cloud State	22.60	23.01	1	
3 Brownell, Tendeh	St. Cloud State	23.00	23.13	1	
4 Krause, Mitch	Minnesota-Duluth	23.64	23.24	3	
5 Johnson, Samora	St. Scholastica	23.80	23.31	6	
6 Jansen, Brent	Jamestown	23.90	23.43	5	
7 Reuer, Philip	Valley City State	23.50	23.58	6	
8 Guentzel, Ryan	St. Scholastica	23.90	23.67	3	
9 Buerkle, Mark	UNAT-Bemidji State	24.22	23.98	4	
10 Petsch, JT	Jamestown	23.22	24.01	3	
11 Schreiner, Evan	Jamestown	23.81	24.05	4	



Super 8 - 1/13/2012 to 1/14/2012

**Super 8
Bemidji, MN
Results**

....Men 200 Meter Dash

12	Sandy, Josh	Minot State	23.42	24.11	2
13	Magomolla, Zakayo	Wis.-Superior	24.37	24.13	4
14	Parker, Steven	St. Cloud State	23.00	24.26	2
15	Horoshak, Alex	St. Scholastica	23.60	24.27	5
16	Sorensen, Michael	Wis.-Superior	24.36	24.33	5
17	Nelms, Steve	Jamestown	24.00	24.44	4
18	Holman, Jeremy	Minot State	24.02	24.54	6
19	Olson, Holden	Minnesota-Duluth	24.70	24.57	5
20	Chiweshe, Beven	Minot State	23.02	24.77	2
21	Flatland, Tyler	Minot State	23.49	24.95	7
22	Barett, Derek	St. Cloud State	24.04	24.99	6
23	Still, Troy	Valley City State	23.50	25.25	3
24	Downs, Allen	Jamestown	23.50	25.55	3
25	Griepentrog, Kevin	Wis.-Superior	25.00	25.68	5
26	Palowski, Adam	Valley City State	26.36	26.19	6
27	Bowers, Jamere	UNAT-Wis.-Superior	25.86	26.81	4

Men 400 Meter Dash

Name	Year	School	Seed	Finals	H#	Points
1	Johnson, Jarann	Jamestown	51.37	51.64	1	
2	Badhwa, Danny	Minnesota-Duluth	52.00	52.77	1	
3	Jansen, Brent	Jamestown	53.78	52.97	3	
4	Heinz, Chaz	Minnesota-Duluth	54.40	53.10	3	
5	Horoshak, Alex	St. Scholastica	52.00	53.40	2	
6	Davis, Jeremy	St. Cloud State	52.00	53.75	2	
7	Guentzel, Ryan	St. Scholastica	53.00	53.86	3	
8	Roemmich, Scott	Jamestown	55.78	54.06	4	
9	Chiweshe, Beven	Minot State	52.46	54.98	2	
10	Arnold, Devin	Jamestown	56.00	56.53	4	
11	Bowers, Jamere	UNAT-Wis.-Superior	58.87	57.25	4	
12	Benke, Ryan	Jamestown	55.89	57.74	4	
13	Still, Troy	Valley City State	52.00	58.65	1	
14	Roemmich, Derek	Jamestown	55.21	1:03.15	3	

Men 800 Meter Run

Name	Year	School	Seed	Finals	Points
1	Hosey, Jimmy	Minnesota-Duluth	1:59.61	2:01.21	
2	Hovland, Tanner	Valley City State	2:05.00	2:04.83	
3	Witzen, Kendall	Jamestown	2:02.00	2:05.65	
4	Kostick, Rob	Minnesota-Duluth		2:08.50	
5	Flick, Casey	Valley City State		2:09.06	
6	Armstrong, Clay	Minot State		2:11.72	
7	Stevens, Tyler	Minnesota-Duluth	2:04.73	2:13.44	



Super 8 - 1/13/2012 to 1/14/2012

**Super 8
Bemidji, MN
Results**

....Men 800 Meter Run

8	Kast, Andrew	Wis.-Superior		2:14.20
9	Beesley, Dillon	Wis.-Superior		2:14.72
10	Perry, Ryan	Minot State	2:10.60	2:16.51
11	Burchill, Derek	Valley City State		2:20.87
12	Haling, Brandon	Wis.-Superior		2:24.57
--	Heim, Kyle	Jamestown	1:58.21	DNF

Men 1000 Meter Run

Name	Year School	Seed	Finals	Points
1 Hughes, Louis	Minnesota-Duluth	2:35.00	2:35.54	
2 Miller, Kenny	TC Running Company	2:37.00	2:38.16	
3 Schauer, Eric	Valley City State	2:36.00	2:38.83	
4 D'Entremont, Phil	Minnesota-Duluth	2:39.94	2:40.61	
5 Engelhard, Wayne	Valley City State	2:36.00	2:44.36	
6 Tarmann, Kinsly	Valley City State	2:40.00	2:46.35	

Men 1 Mile Run

Name	Year School	Seed	Finals	Points
1 Miller, Kenny	TC Running Company	4:35.00	4:29.20	
2 Behling, Scott	Wis.-Superior	4:35.50	4:29.53	
3 Jenson, Robbie	Minnesota-Duluth	4:39.94	4:34.63	
4 Johnson, Joel	Minnesota-Duluth	4:42.77	4:38.60	
5 Tiberg, Cam	UNAT-Wis.-Superior	4:59.00	4:38.65	
6 Christensen, Nathan	Jamestown	4:24.67	4:40.69	
7 Kostick, Rob	Minnesota-Duluth		4:43.47	
8 Armstrong, Clay	Minot State		4:46.39	
9 Stevens, Tyler	Minnesota-Duluth		4:48.34	
10 Perry, Ryan	Minot State		5:02.02	
11 Ensign, Joshua	Wis.-Superior	5:00.07	5:02.72	
12 Guello, Jake	UNAT-Wis.-Superior	5:15.15	5:42.68	

Men 3000 Meter Run

Name	Year School	Seed	Finals	Points
1 Larson, Kyle	Minnesota-Duluth		8:52.12	
2 Nygaard, Nick	Minnesota-Duluth		9:20.93	
3 Lasch, Tim	Minnesota-Duluth		9:42.75	
4 Cyr, Eric	Minnesota-Duluth		9:44.21	
5 Rolling, Ray	Minnesota-Duluth		9:44.27	



Super 8 - 1/13/2012 to 1/14/2012

**Super 8
Bemidji, MN
Results**

Men 5000 Meter Run


Name	Year School	Seed	Finals	Points
1 Velasquez, Brandon	Minot State		15:57.25	
2 Boeckel, Max	Minot State		16:22.18	
3 Londe, Dave	Jamestown	16:45.00	16:30.18	
4 Szafarski, Brett	Minot State	17:08.96	17:00.40	
5 Hernandez, Carlos	Minot State		17:21.29	

Men 60 Meter Hurdles

Name	Year School	Seed	Prelims	H#
Preliminaries				
1 Knebel, John	Minnesota-Duluth	8.27	8.32Q	1
2 Hanson, Justin	St. Scholastica	8.68	8.64Q	3
3 Baret, Derek	St. Cloud State	8.59	8.79Q	4
4 Petsch, JT	Jamestown	8.40	8.92Q	2
5 Roemmich, Trent	Jamestown	8.41	8.65q	3
6 Sizer, Marc	Minnesota-Duluth	8.88	8.93q	1
7 Davis, Jeremy	St. Cloud State	8.67	8.97q	4
8 Roemmich, Scott	Jamestown	8.78	9.10q	2
9 Doran, Christopher	St. Scholastica		9.16q	2
10 Braaten, David	St. Cloud State	9.74	9.33q	3
11 Stevens, Connor	St. Scholastica		9.41q	3
12 Myers, Riley	St. Cloud State	9.48	9.55q	3
13 Zamzow, Brooks	Minnesota-Duluth	9.83	9.79q	2
14 Ptacek, Cody	Jamestown	8.90	9.88q	1
15 Ball, Braxton	St. Scholastica	9.59	9.91q	4
16 Holman, Jeremy	Minot State	10.36	10.06q	1

Men 60 Meter Hurdles

Name	Year School	Prelims	Finals	H#	Points
Finals					
1 Roemmich, Trent	Jamestown	8.65	8.52	1	
2 Hanson, Justin	St. Scholastica	8.64	8.54	1	
3 Baret, Derek	St. Cloud State	8.79	8.77	1	
4 Davis, Jeremy	St. Cloud State	8.97	8.86	2	
5 Sizer, Marc	Minnesota-Duluth	8.93	8.88	1	
6 Petsch, JT	Jamestown	8.92	9.15	1	
7 Doran, Christopher	St. Scholastica	9.16	9.25	2	
8 Roemmich, Scott	Jamestown	9.10	9.34	2	
9 Braaten, David	St. Cloud State	9.33	9.46	2	
-- Stevens, Connor	St. Scholastica	9.41	DQ	2	
-- Myers, Riley	St. Cloud State	9.55			



Super 8 - 1/13/2012 to 1/14/2012

**Super 8
Bemidji, MN
Results**

Men 4x200 Meter Relay

School	Seed	Finals	Points
1 Wis.-Superior 'A'	1:38.97	1:37.04	
2 Minnesota-Duluth 'B'		1:39.20	
3 Wis.-Superior 'B'	1:41.41	1:41.77	

Men 4x400 Meter Relay


School	Seed	Finals	H#	Points
1 Minnesota-Duluth 'A'		3:31.83	1	
2 Jamestown 'A'	3:28.00	3:34.87	1	
3 Valley City State 'A'	3:40.00	3:35.55	1	
4 St. Scholastica 'A'	3:34.00	3:35.98	1	
5 St. Cloud State 'A'	3:28.00	3:36.30	1	
6 Minnesota-Duluth 'B'		3:47.53	2	
7 Wis.-Superior 'A'	3:40.50	3:56.46	1	
8 Minnesota-Duluth 'C'		4:01.50	2	
-- Jamestown 'B'	3:32.00	NT	2	

Men High Jump

Name	Year School	Seed	Finals	Points
1 McColley, Dustin	St. Cloud State	2.03m	2.00m	6-06.75
1.65 1.70 1.75 1.80 1.85 1.90 1.95 2.00 2.05				
P P P P O XO O O XXX				
2 Bauleke, Brian	UNAT-Bemidji State		1.85m	6-00.75
1.65 1.70 1.75 1.80 1.85 1.90				
O O O XO XO XXX				
3 Gahr, Eric	Minnesota-Duluth	1.80m	1.80m	5-10.75
1.65 1.70 1.75 1.80 1.85				
P XXO XXO O XXX				
4 Hefele, Andy	Minnesota-Duluth	1.80m	1.75m	5-08.75
1.65 1.70 1.75 1.80				
P O O XXX				

Men Pole Vault

Name	Year School	Seed	Finals	Points
1 Mathe, Lucas	St. Cloud State	4.00m	4.40m	14-05.25
3.05 3.35 3.65 3.80 3.95 4.10 4.25 4.40 4.55				
P P P P P O XO XO XXX				
2 Brenny, William	St. Cloud State	4.46m	4.40m	14-05.25
3.05 3.35 3.65 3.80 3.95 4.10 4.25 4.40 4.55				
P P P P P P O XXO XXX				



Super 8 - 1/13/2012 to 1/14/2012


**Super 8
Bemidji, MN
Results**

....Men Pole Vault

3	Fuller, Andrew	St. Cloud State	4.05m	4.10m	13-05.25
	3.05 3.35 3.65 3.80 3.95 4.10 4.25				
	P P P P P O XXX				
3	Braaten, David	St. Cloud State	4.20m	4.10m	13-05.25
	3.05 3.35 3.65 3.80 3.95 4.10 4.25				
	P P P P P O XXX				
5	Olson, Kevin	Wis.-Superior	4.24m	4.10m	13-05.25
	3.05 3.35 3.65 3.80 3.95 4.10 4.25				
	P P P P P XO XXX				
6	Leverington, Ryan	Minnesota-Duluth	3.80m	3.80m	12-05.50
	3.05 3.35 3.65 3.80 3.95				
	P O O XO XXX				
--	Stevens, Connor	St. Scholastica	3.05m	NH	
	3.05				
	XXX				

Men Long Jump

Name	Year	School	Seed	Finals	Points
1 Kuntz, Eric		Minot State	6.50m	6.65m	21-10.00
	6.30m 6.51m 6.34m 6.65m				
2 Horoshak, Alex		St. Scholastica	6.33m	6.22m	20-05.00
	6.10m FOUL 6.04m 6.22m				
3 Holman, Jeremy		Minot State	5.62m	6.10m	20-00.25
	FOUL 5.74m 6.10m FOUL				
4 McColley, Dustin		St. Cloud State	6.42m	6.00m	19-08.25
	5.63m 6.00m 5.93m 5.87m				
5 Deters, Joe		Minnesota-Duluth	5.77m	5.93m	19-05.50
	5.93m 5.67m 5.88m 5.61m				
6 Spence-Zurek, Dakota		Minnesota-Duluth	5.98m	5.88m	19-03.50
	5.88m FOUL 5.79m FOUL				
7 Tanaka, Tayler		Minot State	5.63m	5.86m	19-02.75
	5.86m 5.82m 5.76m 5.66m				
8 Carlson, Benjamin		St. Scholastica		5.84m	19-02.00
	5.84m FOUL 5.75m FOUL				
9 Olson, Kevin		Wis.-Superior	5.95m	5.75m	18-10.50
	FOUL 5.14m 5.49m 5.75m				
10 Ptacek, Cody		Jamestown	5.80m	5.74m	18-10.00
	5.65m 5.63m 5.64m 5.74m				
11 Streccius, Phil		Minot State	5.43m	5.62m	18-05.25
	5.62m FOUL 5.26m 5.43m				
12 Zamzow, Brooks		Minnesota-Duluth		5.45m	17-10.75
	5.45m 5.33m FOUL 5.39m				
13 Urban, Scott		Minnesota-Duluth		5.45m	17-10.75
	5.45m 5.23m FOUL 5.12m				



Super 8 - 1/13/2012 to 1/14/2012

**Super 8
Bemidji, MN
Results**

....Men Long Jump


14	Schreiner, Evan	Jamestown	5.80m	5.40m	17-08.75
	5.40m 4.76m FOUL FOUL				
15	Gahr, Eric	Minnesota-Duluth	5.32m	5.27m	17-03.50
	FOUL 5.03m FOUL 5.27m				
16	Trentor, Shane	Wis.-Superior	5.87m	5.26m	17-03.25
	FOUL FOUL FOUL 5.26m				
17	Schmidt, Cody	Minot State	5.50m	5.22m	17-01.50
	5.20m 5.22m FOUL 5.20m				
18	Still, Troy	Valley City State	6.00m	4.77m	15-07.75
	FOUL FOUL 4.77m 4.35m				
--	Amofah, Michael	St. Cloud State	6.76m	FOUL	
	FOUL FOUL FOUL FOUL				

Men Triple Jump

Name	Year School	Seed	Finals	Points
1 Trentor, Shane	Wis.-Superior	12.14m	12.16m	39-10.75
	FOUL FOUL 12.16m FOUL			
2 Sandy, Josh	Minot State	12.65m	12.09m	39-08.00
	FOUL 12.09m FOUL 11.96m			
3 Carlson, Benjamin	St. Scholastica	11.78m	12.01m	39-05.00
	FOUL FOUL 12.01m 11.62m			
4 Spence-Zurek, Dakota	Minnesota-Duluth	11.85m	11.68m	38-04.00
	11.68m FOUL FOUL FOUL			
-- Ptacek, Cody	Jamestown	11.89m	FOUL	
	FOUL FOUL FOUL FOUL			
-- Deters, Joe	Minnesota-Duluth	11.58m	FOUL	
	FOUL FOUL FOUL FOUL			
-- Erby, Jermaine	Valley City State	12.00m	FOUL	
	FOUL FOUL FOUL FOUL			

Men Shot Put

Name	Year School	Seed	Finals	Points
1 Leonhardt, Brian	UNAT-Bemidji State	15.00m	15.75m	51-08.25
	14.80m 15.37m 15.62m 15.34m 15.13m 15.75m			
2 Moore, Darien	Valley City State	15.00m	15.22m	49-11.25
	14.78m 14.48m 15.22m 14.93m 14.86m FOUL			
3 Saez, Rafael	St. Cloud State	14.34m	14.45m	47-05.00
	14.41m FOUL 14.45m 13.69m 13.78m FOUL			
4 Nelson, Robert	Jamestown	15.54m	14.28m	46-10.25
	14.28m 14.18m FOUL FOUL 13.93m FOUL			
5 Findley, Mike	Jamestown	15.24m	13.73m	45-00.50
	12.14m 13.36m 13.73m FOUL FOUL 12.97m			



Super 8 - 1/13/2012 to 1/14/2012

**Super 8
Bemidji, MN
Results**

....Men Shot Put

6	Paulick, Ryan	St. Cloud State	13.55m	13.55m	44-05.50
	FOUL 12.65m 13.55m 13.20m FOUL 13.12m				
7	Moran, Nick	Minnesota-Duluth	13.47m	13.42m	44-00.50
	FOUL FOUL 13.42m FOUL FOUL FOUL				
8	Lyscio, Tom	St. Scholastica	13.62m	13.17m	43-02.50
	13.17m 13.06m FOUL FOUL 12.00m FOUL				
9	Bodien, Brandon	Jamestown	11.58m	13.15m	43-01.75
	11.79m 13.15m 11.97m 12.58m FOUL 12.70m				
10	Hansen, Nils	Wis.-Superior	11.80m	12.67m	41-07.00
	11.10m 12.67m 12.23m				
11	Meyer, Tyler	Valley City State		12.65m	41-06.00
	12.28m 12.19m 12.65m				
12	Howard, John	St. Scholastica	12.54m	12.43m	40-09.50
	11.90m 12.43m FOUL				
13	Willette, Anthony	Wis.-Superior	12.05m	11.80m	38-08.75
	FOUL 11.80m FOUL				
14	Tenney, Garrett	Jamestown	12.30m	11.73m	38-06.00
	10.91m 11.73m FOUL				
15	Hecker, Garret	Valley City State		11.65m	38-02.75
	11.54m 11.65m 11.52m				
16	Sobande, Adedamola	Minot State		11.40m	37-05.00
	11.28m 11.40m 11.05m				
17	Murphy, Ryan	St. Scholastica	11.73m	11.17m	36-07.75
	11.10m 11.17m 11.11m				
18	Brousseau, Michael	Jamestown	11.60m	10.71m	35-01.75
	10.45m 9.98m 10.71m				
19	Anderson, Jed	UNAT-Bemidji State		9.62m	31-06.75
	FOUL 9.55m 9.62m				
20	Zamzow, Brooks	Minnesota-Duluth		9.56m	31-04.50
	9.03m 9.35m 9.56m				
21	Stevens, Connor	St. Scholastica		8.51m	27-11.00
	FOUL 8.51m 7.74m				
22	Urban, Scott	Minnesota-Duluth		8.12m	26-07.75
	7.33m 8.12m FOUL				

Men Weight Throw

Name	Year School	Seed	Finals	Points
1 Leonhardt, Brian	UNAT-Bemidji State	15.00m	18.72m	61-05.00
	FOUL 15.47m 18.72m 17.76m FOUL 17.62m			
2 Moore, Darien	Valley City State	15.00m	16.77m	55-00.25
	16.77m FOUL 16.55m FOUL FOUL 16.60m			
3 Findley, Mike	Jamestown	15.85m	15.25m	50-00.50
	14.16m 15.08m 15.25m 14.04m 14.85m 14.42m			
4 Lyscio, Tom	St. Scholastica	15.12m	15.22m	49-11.25
	14.63m 15.22m FOUL FOUL 14.94m FOUL			



Super 8 - 1/13/2012 to 1/14/2012

**Super 8
Bemidji, MN
Results**

....Men Weight Throw

5	Hansen, Nils		Wis.-Superior	14.31m	13.91m	45-07.75
	FOUL	13.91m	13.91m	FOUL	FOUL	FOUL
6	Howard, John		St. Scholastica	13.99m	13.83m	45-04.50
	FOUL	12.48m	11.09m	12.76m	FOUL	13.83m
7	Saez, Rafael		St. Cloud State	13.99m	13.82m	45-04.25
	12.94m	13.14m	13.82m	13.16m	12.05m	FOUL
8	Fernow, Charlie		St. Scholastica	13.66m	13.08m	42-11.00
	12.92m	11.69m	12.52m	12.72m	13.08m	12.75m
9	Willette, Anthony		Wis.-Superior	10.41m	11.97m	39-03.25
	FOUL	11.43m	11.97m	FOUL	FOUL	FOUL
10	Murphy, Ryan		St. Scholastica	11.09m	11.96m	39-03.00
	11.37m	11.09m	11.96m			
11	Bodien, Brandon		Jamestown	12.18m	11.89m	39-00.25
	11.89m	FOUL	11.49m			
12	Moran, Nick		Minnesota-Duluth	13.74m	11.82m	38-09.50
	11.82m	FOUL	FOUL			
13	Paulick, Ryan		St. Cloud State	11.93m	11.17m	36-07.75
	11.17m	10.67m	10.50m			
14	Valle, Drew		St. Scholastica	11.04m	10.94m	35-10.75
	10.84m	FOUL	10.94m			
15	Brousseau, Michael		Jamestown	12.00m	10.32m	33-10.25
	10.32m	FOUL	FOUL			
16	Hecker, Garret		Valley City State		9.84m	32-03.50
	9.84m	FOUL	9.08m			
17	Meyer, Tyler		Valley City State		8.08m	26-06.25
	FOUL	8.08m	FOUL			
--	Tenney, Garrett		Jamestown	12.90m	FOUL	
	FOUL	FOUL	FOUL			
--	Maloney, Nick		Jamestown	14.35m	FOUL	
	FOUL	FOUL	FOUL			

